

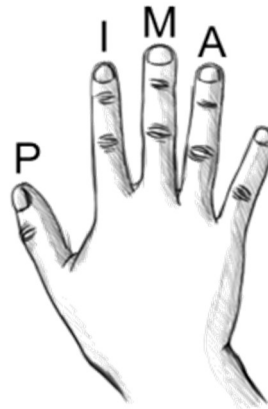
# INTRO TO FINGERSTYLE UKULELE

Fingerstyle – Making music using your fingers instead of a pick.

## *Which finger plays which note?*

The answer is PIMA. The acronym stands for the Spanish words for your fingers:

- P = pulgar (thumb)
- I = indice (index finger)
- M = medio (middle finger)
- A = anular (ring finger)



The pinkie finger is not typically used in fingerstyle, so it didn't make the acronym.

## Arpeggios

Arpeggio – A “broken chord.” The notes of the chord are played individually instead of at once.

- Forward Arpeggio – PIMA
- Backward Arpeggio – PAMI
- Combined – PIMAMI

**PRACTICE IN C**

**THEN MOVE TO ALTERNATING CHORDS BELOW**

<b>G</b>	<b>Em</b>
A -----X-----	-----X-----
E -----X-----X	-----X-----X
C -----X-----X	-----X-----X
G --X-----	-----X-----

<b>C</b>	<b>D</b>
A -----X-----	-----X-----
E -----X-----X	-----X-----X
C -----X-----X	-----X-----X
G --X-----	-----X-----

<b>G</b>	<b>D</b>
A -----X-----	-----X-----
E -----X-----X	-----X-----X
C -----X-----X	-----X-----X
G --X-----	-----X-----

# INTRO TO FINGERSTYLE UKULELE

## Hallelujah by Leonard Cohen

G Em

Well I've heard there was a secret chord

G Em

That David played and it pleased the Lord

C D G

But you don't really care for music, do you?

G C D

Well it goes like this, the fourth, the fifth,

Em C

the minor fall and the major lift

D B7 Em

The baffled king composing Hallelujah

C

Hallelujah

Em


Hallelujah

C

Hallelujah

G D G Em G Em

Hallelujah



Leonard Cohen explained:

"Hallelujah is a Hebrew word which means 'Glory to the Lord.'

The song explains that many kinds of Hallelujahs do exist.

I say all the perfect and broken Hallelujahs have an equal value.

It's a desire to affirm my faith in life, not in some formal religious way but with enthusiasm, with emotion."

# INTRO TO FINGERSTYLE UKULELE

## Pairs

**C** **G**

P I A A P I A A  
M M M M

P I A I P I A I  
M M

**Em** **D** **G**

P I A A P I A A  
M M M M

P I A I P I A I  
M M

## Alternating Base with Pairs

P A P A P A P A  
M M M M

P A P A P A P A  
M M M M

## Pinches

| | | |  
A I A I  
M M  
P P

┌───┬───┬───┬───┐ | |  
A M I M A I  
P M P

# INTRO TO FINGERSTYLE UKULELE

## Whiskey In the Jar

A	-----X-----X-----X-----X		-----X-----X-----X-----X
E	-----X-----X-----X-----X		-----X-----X-----X-----X
C	-----X-----X-----X-----X		-----X-----X-----X-----X
G	-----X-----X-----X-----X		-----X-----X-----X-----X
	P A P A P A P A		P A P A P A P A
	M M M M M M M M		M M M M M M M M

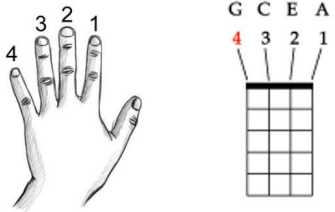
As [G] I was a goin' over the [Em] far famed Kerry mountains  
 I [C] met with captain Farrell and his [G] money he was [Em] countin'  
 I [G] first produced my pistol and I [Em] then produced my rapier  
 Saying [C] "Stand and deliver" for you [G] are a bold [Em] deceiver  
 Mush-a [D] ring dumb-a do dumb-a da  
 [G] Wack fall the daddy-o, [C] wack fall the daddy-o

A	-----X-----X-----X-----
E	-----X-----X-----X-----
C	-----X-----X-----X-----
G	-----X-----X-----X-----
	A A A
	M M M
	I I I
	P P P

There's [G] whiskey [D] in the [G] jar

**Whiskey Observations**

The first *finger* is closest to your nose, while the first *string* is closest to your toes!



The diagram shows a right hand with fingers numbered 1 (index), 2 (middle), 3 (ring), and 4 (pinky). To the right is a ukulele fretboard with strings numbered 1 (top), 2, 3, and 4 (bottom).

# INTRO TO FINGERSTYLE UKULELE

Fingerstyle – Making music using your fingers instead of a pick.

## *Which finger plays which note?*

The answer is PIMA. The acronym stands for the Spanish words for your fingers:

- P = pulgar (thumb)
- I = indice (index finger)
- M = medio (middle finger)
- A = anular (ring finger)



The pinkie finger is not typically used in fingerstyle, so it didn't make the acronym.

## Arpeggios

Arpeggio – A “broken chord.” The notes of the chord are played individually instead of at once.

- Forward Arpeggio – PIMA
- Backward Arpeggio – PAMI
- Combined – PIMAMI

**PRACTICE IN C**

**THEN MOVE TO ALTERNATING CHORDS BELOW**

<b>G</b>	<b>Em</b>
A -----X-----	-----X-----
E -----X-----X-----	-----X-----X-----
C -----X-----X-----	-----X-----X-----
G --X-----	-----X-----

<b>C</b>	<b>D</b>
A -----X-----	-----X-----
E -----X-----X-----	-----X-----X-----
C -----X-----X-----	-----X-----X-----
G --X-----	-----X-----

<b>G</b>	<b>D</b>
A -----X-----	-----X-----
E -----X-----X-----	-----X-----X-----
C -----X-----X-----	-----X-----X-----
G --X-----	-----X-----

# INTRO TO FINGERSTYLE UKULELE

## Hallelujah by Leonard Cohen

G Em

Well I've heard there was a secret chord

G Em

That David played and it pleased the Lord

C D G

But you don't really care for music, do you?

G C D

Well it goes like this, the fourth, the fifth,

Em C

the minor fall and the major lift

D B7 Em

The baffled king composing Hallelujah

C

Hallelujah

Em


Hallelujah

C

Hallelujah

G D G Em G Em

Hallelujah



Leonard Cohen explained:

"Hallelujah is a Hebrew word which means 'Glory to the Lord.'

The song explains that many kinds of Hallelujahs do exist.

I say all the perfect and broken Hallelujahs have an equal value.

It's a desire to affirm my faith in life, not in some formal religious way but with enthusiasm, with emotion."

# INTRO TO FINGERSTYLE UKULELE

## Pairs

**C** **G**

P I A A P I A A M M      P I A I P I A I M

**Em** **D** **G**

P I A A P I A A M M      P I A I P I A I M      P I A I P I A I M

## Alternating Base with Pairs

P A P A P A P A M M      P A P A P A P A M M

## Pinches

A I A I M P      A M I M A M P

# INTRO TO FINGERSTYLE UKULELE

## Whiskey In the Jar

A	-----X-----X-----X-----X		-----X-----X-----X-----X
E	-----X-----X-----X-----X		-----X-----X-----X-----X
C	-----X-----X-----X-----X		-----X-----X-----X-----X
G	-----X-----X-----X-----X		-----X-----X-----X-----X
	P A P A P A P A		P A P A P A P A
	M M M M M M M M		M M M M M M M M

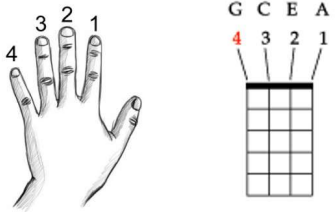
As [G] I was a goin' over the [Em] far famed Kerry mountains  
 I [C] met with captain Farrell and his [G] money he was [Em] countin'  
 I [G] first produced my pistol and I [Em] then produced my rapier  
 Saying [C] "Stand and deliver" for you [G] are a bold [Em] deceiver  
 Mush-a [D] ring dumb-a do dumb-a da  
 [G] Wack fall the daddy-o, [C] wack fall the daddy-o

A	-----X-----X-----X-----
E	-----X-----X-----X-----
C	-----X-----X-----X-----
G	-----X-----X-----X-----
	A A A
	M M M
	I I I
	P P P

There's [G] whiskey [D] in the [G] jar

**Whiskey Observations**

The first *finger* is closest to your nose, while the first *string* is closest to your toes!



The diagram shows a right hand with fingers numbered 1 (index), 2 (middle), 3 (ring), and 4 (pinky). To the right is a ukulele fretboard with strings numbered 1 (top), 2, 3, and 4 (bottom).



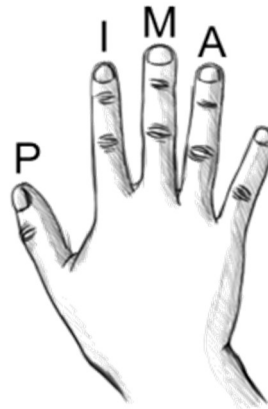
# INTRO TO FINGERSTYLE UKULELE

Fingerstyle – Making music using your fingers instead of a pick.

## *Which finger plays which note?*

The answer is PIMA. The acronym stands for the Spanish words for your fingers:

- P = pulgar (thumb)
- I = indice (index finger)
- M = medio (middle finger)
- A = anular (ring finger)



The pinkie finger is not typically used in fingerstyle, so it didn't make the acronym.

## Arpeggios

Arpeggio – A “broken chord.” The notes of the chord are played individually instead of at once.

- Forward Arpeggio – PIMA
- Backward Arpeggio – PAMI
- Combined – PIMAMI

**PRACTICE IN C**

**THEN MOVE TO ALTERNATING CHORDS BELOW**

<b>G</b>	<b>Em</b>
A -----X-----	-----X-----
E -----X-----X-----	-----X-----X-----
C -----X-----X-----	-----X-----X-----
G --X-----	-----X-----

<b>C</b>	<b>D</b>
A -----X-----	-----X-----
E -----X-----X-----	-----X-----X-----
C -----X-----X-----	-----X-----X-----
G --X-----	-----X-----

<b>G</b>	<b>D</b>
A -----X-----	-----X-----
E -----X-----X-----	-----X-----X-----
C -----X-----X-----	-----X-----X-----
G --X-----	-----X-----

# INTRO TO FINGERSTYLE UKULELE

## Hallelujah by Leonard Cohen

G Em

Well I've heard there was a secret chord

G Em

That David played and it pleased the Lord

C D G

But you don't really care for music, do you?

G C D

Well it goes like this, the fourth, the fifth,

Em C

the minor fall and the major lift

D B7 Em

The baffled king composing Hallelujah

C

Hallelujah

Em


Hallelujah

C

Hallelujah

G D G Em G Em

Hallelujah



Leonard Cohen explained:

"Hallelujah is a Hebrew word which means 'Glory to the Lord.'

The song explains that many kinds of Hallelujahs do exist.

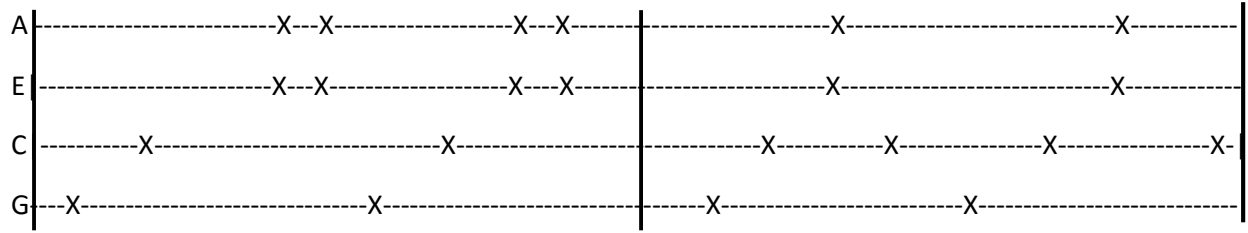
I say all the perfect and broken Hallelujahs have an equal value.

It's a desire to affirm my faith in life, not in some formal religious way but with enthusiasm, with emotion."

# INTRO TO FINGERSTYLE UKULELE

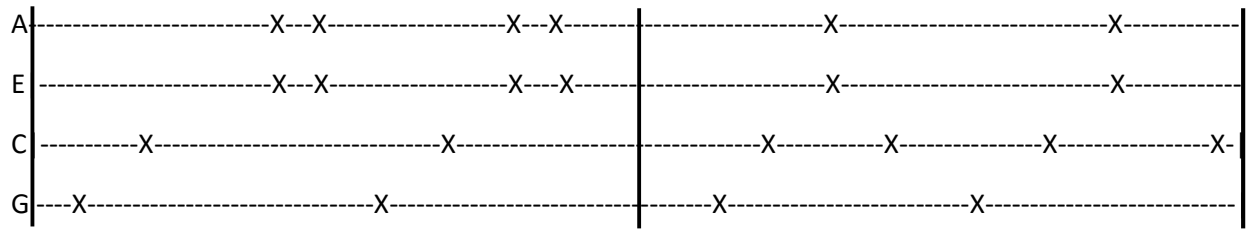
## Pairs

**C** **G**



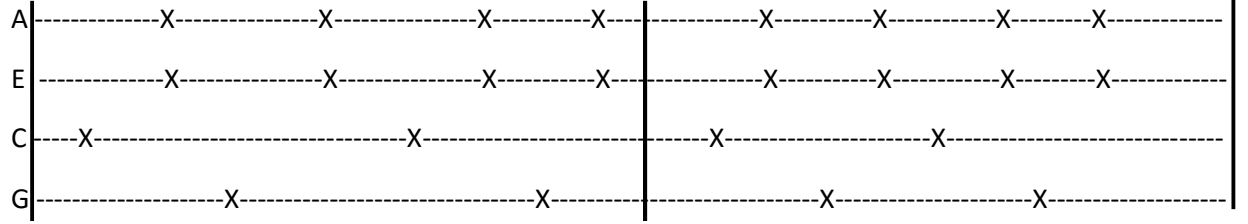
P I A A P I A A M M P I A I P I A I M

**Em** **D** **G**



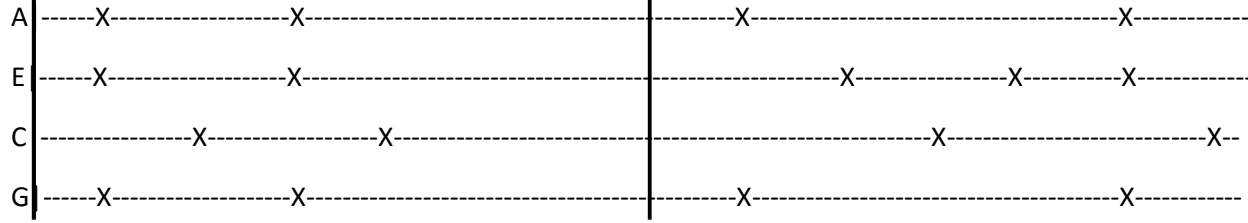
P I A A P I A A M M P I A I P I A I M P I A I P I A I M

## Alternating Base with Pairs



P A P A P A P A M M M M M M

## Pinches



A I A I M P M P A M I M A I M P

# INTRO TO FINGERSTYLE UKULELE

## Whiskey In the Jar

A	-----X-----X-----X-----X		-----X-----X-----X-----X
E	-----X-----X-----X-----X		-----X-----X-----X-----X
C	-----X-----X-----X-----X		-----X-----X-----X-----X
G	-----X-----X-----X-----X		-----X-----X-----X-----X
	P A P A P A P A		P A P A P A P A
	M M M M M M M M		M M M M M M M M

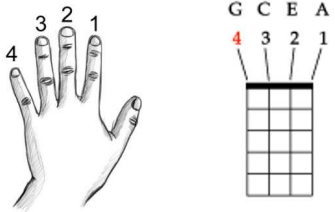
As [G] I was a goin' over the [Em] far famed Kerry mountains  
 I [C] met with captain Farrell and his [G] money he was [Em] countin'  
 I [G] first produced my pistol and I [Em] then produced my rapier  
 Saying [C] "Stand and deliver" for you [G] are a bold [Em] deceiver  
 Mush-a [D] ring dumb-a do dumb-a da  
 [G] Wack fall the daddy-o, [C] wack fall the daddy-o

A	-----X-----X-----X-----
E	-----X-----X-----X-----
C	-----X-----X-----X-----
G	-----X-----X-----X-----
	A A A
	M M M
	I I I
	P P P

There's [G] whiskey [D] in the [G] jar

**Whiskey Observations**

The first *finger* is closest to your nose, while the first *string* is closest to your toes!



# INTRO TO FINGERSTYLE UKULELE

Fingerstyle – Making music using your fingers instead of a pick.

## *Which finger plays which note?*

The answer is PIMA. The acronym stands for the Spanish words for your fingers:

- P = pulgar (thumb)
- I = indice (index finger)
- M = medio (middle finger)
- A = anular (ring finger)



The pinkie finger is not typically used in fingerstyle, so it didn't make the acronym.

## Arpeggios

Arpeggio – A “broken chord.” The notes of the chord are played individually instead of at once.

- Forward Arpeggio – PIMA
- Backward Arpeggio – PAMI
- Combined – PIMAMI

**PRACTICE IN C**

**THEN MOVE TO ALTERNATING CHORDS BELOW**

<b>G</b>	<b>Em</b>
A -----X-----	-----X-----
E -----X-----X-----	-----X-----X-----
C -----X-----X-----	-----X-----X-----
G --X-----	-----X-----

<b>C</b>	<b>D</b>
A -----X-----	-----X-----
E -----X-----X-----	-----X-----X-----
C -----X-----X-----	-----X-----X-----
G --X-----	-----X-----

<b>G</b>	<b>D</b>
A -----X-----	-----X-----
E -----X-----X-----	-----X-----X-----
C -----X-----X-----	-----X-----X-----
G --X-----	-----X-----

# INTRO TO FINGERSTYLE UKULELE

## Hallelujah by Leonard Cohen

G Em

Well I've heard there was a secret chord

G Em

That David played and it pleased the Lord

C D G

But you don't really care for music, do you?

G C D

Well it goes like this, the fourth, the fifth,

Em C

the minor fall and the major lift

D B7 Em

The baffled king composing Hallelujah

C

Hallelujah

Em


Hallelujah

C

Hallelujah

G D G Em G Em

Hallelujah



Leonard Cohen explained:

"Hallelujah is a Hebrew word which means 'Glory to the Lord.'

The song explains that many kinds of Hallelujahs do exist.

I say all the perfect and broken Hallelujahs have an equal value.

It's a desire to affirm my faith in life, not in some formal religious way but with enthusiasm, with emotion."

# INTRO TO FINGERSTYLE UKULELE

## Pairs

**C** **G**

P I A A P I A A P I P I A I  
M M M M M M M M

**Em** **D** **G**

P I A A P I A A P I P I A I  
M M M M M M M M

## Alternating Base with Pairs

P A P A P A P A P A P A P A  
M M M M M M M M M M M M

## Pinches

| | | | A M P A M P  
| | | | A M P A M P

# INTRO TO FINGERSTYLE UKULELE

## Whiskey In the Jar

A	-----X-----X-----X-----X		-----X-----X-----X-----X
E	-----X-----X-----X-----X		-----X-----X-----X-----X
C	-----X-----X-----X-----X		-----X-----X-----X-----X
G	-----X-----X-----X-----X		-----X-----X-----X-----X
	P A P A P A P A		P A P A P A P A
	M M M M M M M M		M M M M M M M M

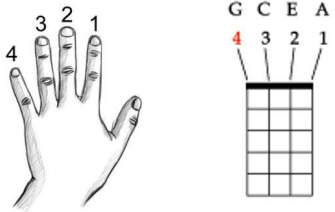
As [G] I was a goin' over the [Em] far famed Kerry mountains  
 I [C] met with captain Farrell and his [G] money he was [Em] countin'  
 I [G] first produced my pistol and I [Em] then produced my rapier  
 Saying [C] "Stand and deliver" for you [G] are a bold [Em] deceiver  
 Mush-a [D] ring dumb-a do dumb-a da  
 [G] Wack fall the daddy-o, [C] wack fall the daddy-o

A	-----X-----X-----X
E	-----X-----X-----X
C	-----X-----X-----X
G	-----X-----X-----X
	A A A
	M M M
	I I I
	P P P

There's [G] whiskey [D] in the [G] jar

**Whiskey Observations**

The first *finger* is closest to your nose, while the first *string* is closest to your toes!





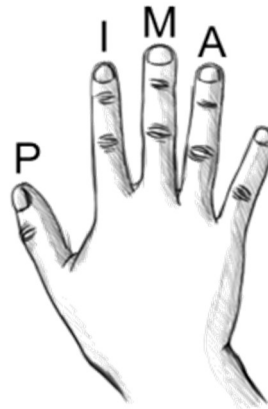
# INTRO TO FINGERSTYLE UKULELE

Fingerstyle – Making music using your fingers instead of a pick.

## *Which finger plays which note?*

The answer is PIMA. The acronym stands for the Spanish words for your fingers:

- P = pulgar (thumb)
- I = indice (index finger)
- M = medio (middle finger)
- A = anular (ring finger)



The pinkie finger is not typically used in fingerstyle, so it didn't make the acronym.

## Arpeggios

Arpeggio – A “broken chord.” The notes of the chord are played individually instead of at once.

- Forward Arpeggio – PIMA
- Backward Arpeggio – PAMI
- Combined – PIMAMI

**PRACTICE IN C**

**THEN MOVE TO ALTERNATING CHORDS BELOW**

<b>G</b>	<b>Em</b>
A -----X-----	-----X-----
E -----X-----X-----	-----X-----X-----
C -----X-----X-----	-----X-----X-----
G --X-----	-----X-----

<b>C</b>	<b>D</b>
A -----X-----	-----X-----
E -----X-----X-----	-----X-----X-----
C -----X-----X-----	-----X-----X-----
G --X-----	-----X-----

<b>G</b>	<b>D</b>
A -----X-----	-----X-----
E -----X-----X-----	-----X-----X-----
C -----X-----X-----	-----X-----X-----
G --X-----	-----X-----

# INTRO TO FINGERSTYLE UKULELE

## Hallelujah by Leonard Cohen

G Em

Well I've heard there was a secret chord

G Em

That David played and it pleased the Lord

C D G

But you don't really care for music, do you?

G C D

Well it goes like this, the fourth, the fifth,

Em C

the minor fall and the major lift

D B7 Em

The baffled king composing Hallelujah

C

Hallelujah

Em


Hallelujah

C

Hallelujah

G D G Em G Em

Hallelujah



Leonard Cohen explained:

"Hallelujah is a Hebrew word which means 'Glory to the Lord.'

The song explains that many kinds of Hallelujahs do exist.


I say all the perfect and broken Hallelujahs have an equal value.

It's a desire to affirm my faith in life, not in some formal religious way but with enthusiasm, with emotion."

# INTRO TO FINGERSTYLE UKULELE


## Pairs

**C** **G**




P I A A P I A A M M P I A I P I A I M

**Em** **D** **G**




P I A A P I A A M M P I A I P I A I M P I A I P I A I M

## Alternating Base with Pairs



P A P A P A P A M M M M M M

## Pinches



A I A I M P M P A M I M A I M P

# INTRO TO FINGERSTYLE UKULELE

## Whiskey In the Jar

A	-----X-----X-----X-----X		-----X-----X-----X-----X
E	-----X-----X-----X-----X		-----X-----X-----X-----X
C	-----X-----X-----X-----X		-----X-----X-----X-----X
G	-----X-----X-----X-----X		-----X-----X-----X-----X
	P A P A P A P A		P A P A P A P A
	M M M M M M M M		M M M M M M M M

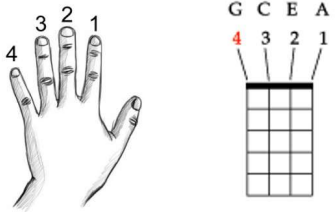
As [G] I was a goin' over the [Em] far famed Kerry mountains  
 I [C] met with captain Farrell and his [G] money he was [Em] countin'  
 I [G] first produced my pistol and I [Em] then produced my rapier  
 Saying [C] "Stand and deliver" for you [G] are a bold [Em] deceiver  
 Mush-a [D] ring dumb-a do dumb-a da  
 [G] Wack fall the daddy-o, [C] wack fall the daddy-o

A	-----X-----X-----X-----
E	-----X-----X-----X-----
C	-----X-----X-----X-----
G	-----X-----X-----X-----
	A A A
	M M M
	I I I
	P P P

There's [G] whiskey [D] in the [G] jar

**Whiskey Observations**

The first *finger* is closest to your nose, while the first *string* is closest to your toes!



# INTRO TO FINGERSTYLE UKULELE

Fingerstyle – Making music using your fingers instead of a pick.

## *Which finger plays which note?*

The answer is PIMA. The acronym stands for the Spanish words for your fingers:

- P = pulgar (thumb)
- I = indice (index finger)
- M = medio (middle finger)
- A = anular (ring finger)



The pinkie finger is not typically used in fingerstyle, so it didn't make the acronym.

## Arpeggios

Arpeggio – A “broken chord.” The notes of the chord are played individually instead of at once.

- Forward Arpeggio – PIMA
- Backward Arpeggio – PAMI
- Combined – PIMAMI

**PRACTICE IN C**

**THEN MOVE TO ALTERNATING CHORDS BELOW**

<b>G</b>	<b>Em</b>
A -----X-----	-----X-----
E -----X-----X	-----X-----X
C -----X-----X	-----X-----X
G --X-----	-----X-----

<b>C</b>	<b>D</b>
A -----X-----	-----X-----
E -----X-----X	-----X-----X
C -----X-----X	-----X-----X
G --X-----	-----X-----

<b>G</b>	<b>D</b>
A -----X-----	-----X-----
E -----X-----X	-----X-----X
C -----X-----X	-----X-----X
G --X-----	-----X-----

# INTRO TO FINGERSTYLE UKULELE

## Hallelujah by Leonard Cohen

G Em

Well I've heard there was a secret chord

G Em

That David played and it pleased the Lord

C D G

But you don't really care for music, do you?

G C D

Well it goes like this, the fourth, the fifth,

Em C

the minor fall and the major lift

D B7 Em

The baffled king composing Hallelujah

C

Hallelujah

Em


Hallelujah

C

Hallelujah

G D G Em G Em

Hallelujah



Leonard Cohen explained:

"Hallelujah is a Hebrew word which means 'Glory to the Lord.'

The song explains that many kinds of Hallelujahs do exist.

I say all the perfect and broken Hallelujahs have an equal value.

It's a desire to affirm my faith in life, not in some formal religious way but with enthusiasm, with emotion."

# INTRO TO FINGERSTYLE UKULELE

## Pairs

**C** **G**

P I A A P I A A P I A I P I A I  
M M M M M M M M

**Em** **D** **G**

P I A A P I A A P I A I P I A I  
M M M M M M M M M M

## Alternating Base with Pairs

P A P A P A P A P A P A P A  
M M M M M M M M M M M M

## Pinches

A I A I A M I M A I  
M M M M M M M M  
P P P P P P P P

# INTRO TO FINGERSTYLE UKULELE

## Whiskey In the Jar

A	-----X-----X-----X-----X		-----X-----X-----X-----X
E	-----X-----X-----X-----X		-----X-----X-----X-----X
C	-----X-----X-----X-----X		-----X-----X-----X-----X
G	-----X-----X-----X-----X		-----X-----X-----X-----X
	P A P A P A P A		P A P A P A P A
	M M M M M M M M		M M M M M M M M

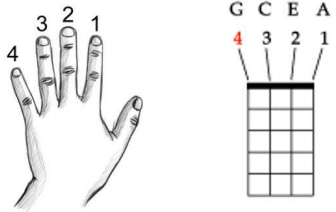
As [G] I was a goin' over the [Em] far famed Kerry mountains  
 I [C] met with captain Farrell and his [G] money he was [Em] countin'  
 I [G] first produced my pistol and I [Em] then produced my rapier  
 Saying [C] "Stand and deliver" for you [G] are a bold [Em] deceiver  
 Mush-a [D] ring dumb-a do dumb-a da  
 [G] Wack fall the daddy-o, [C] wack fall the daddy-o

A	-----X-----X-----X
E	-----X-----X-----X
C	-----X-----X-----X
G	-----X-----X-----X
	A A A
	M M M
	I I I
	P P P

There's [G] whiskey [D] in the [G] jar

**Whiskey Observations**

The first *finger* is closest to your nose, while the first *string* is closest to your toes!



The diagram shows a right hand with fingers numbered 1 (index), 2 (middle), 3 (ring), and 4 (pinky). To the right is a ukulele fretboard with strings numbered 1 (top), 2, 3, and 4 (bottom).



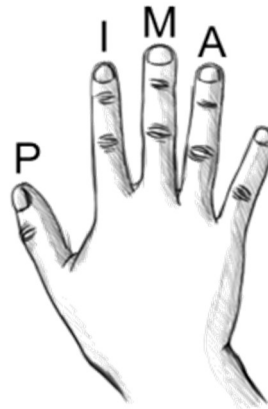
# INTRO TO FINGERSTYLE UKULELE

Fingerstyle – Making music using your fingers instead of a pick.

## *Which finger plays which note?*

The answer is PIMA. The acronym stands for the Spanish words for your fingers:

- P = pulgar (thumb)
- I = indice (index finger)
- M = medio (middle finger)
- A = anular (ring finger)



The pinkie finger is not typically used in fingerstyle, so it didn't make the acronym.

## Arpeggios

Arpeggio – A “broken chord.” The notes of the chord are played individually instead of at once.

- Forward Arpeggio – PIMA
- Backward Arpeggio – PAMI
- Combined – PIMAMI

**PRACTICE IN C**

**THEN MOVE TO ALTERNATING CHORDS BELOW**

<b>G</b>	<b>Em</b>
A -----X-----	-----X-----
E -----X-----X	-----X-----X
C -----X-----X	-----X-----X
G --X-----	-----X-----

<b>C</b>	<b>D</b>
A -----X-----	-----X-----
E -----X-----X	-----X-----X
C -----X-----X	-----X-----X
G --X-----	-----X-----

<b>G</b>	<b>D</b>
A -----X-----	-----X-----
E -----X-----X	-----X-----X
C -----X-----X	-----X-----X
G --X-----	-----X-----

# INTRO TO FINGERSTYLE UKULELE

## Hallelujah by Leonard Cohen

G Em

Well I've heard there was a secret chord

G Em

That David played and it pleased the Lord

C D G

But you don't really care for music, do you?

G C D

Well it goes like this, the fourth, the fifth,

Em C

the minor fall and the major lift

D B7 Em

The baffled king composing Hallelujah

C

Hallelujah

Em


Hallelujah

C

Hallelujah

G D G Em G Em

Hallelujah



Leonard Cohen explained:

"Hallelujah is a Hebrew word which means 'Glory to the Lord.'

The song explains that many kinds of Hallelujahs do exist.


I say all the perfect and broken Hallelujahs have an equal value.

It's a desire to affirm my faith in life, not in some formal religious way but with enthusiasm, with emotion."

# INTRO TO FINGERSTYLE UKULELE

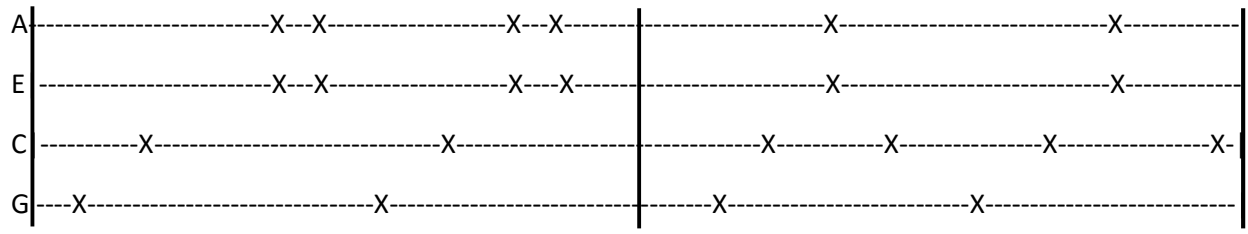
## Pairs

**C** **G**



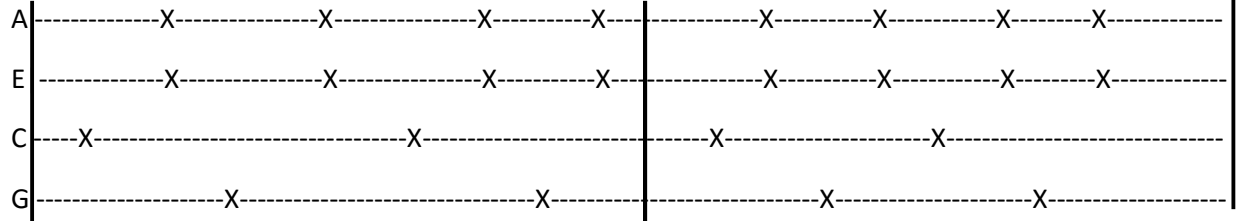
P I A A P I A A M M P I A I P I A I M

**Em** **D** **G**



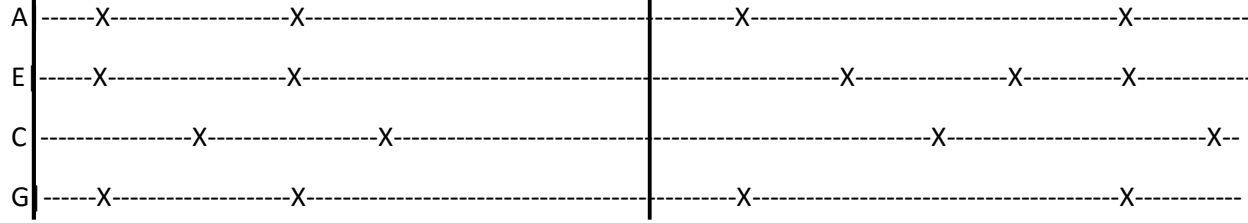
P I A A P I A A M M P I A I P I A I M P I A I P I A I M

## Alternating Base with Pairs



P A P A P A P A M M P A P A P A P A M M

## Pinches



A I A I M P A M I M A I M P

# INTRO TO FINGERSTYLE UKULELE

## Whiskey In the Jar

A	-----X-----X-----X-----X		-----X-----X-----X-----X
E	-----X-----X-----X-----X		-----X-----X-----X-----X
C	-----X-----X-----X-----X		-----X-----X-----X-----X
G	-----X-----X-----X-----X		-----X-----X-----X-----X
	P A P A P A P A		P A P A P A P A
	M M M M M M M M		M M M M M M M M

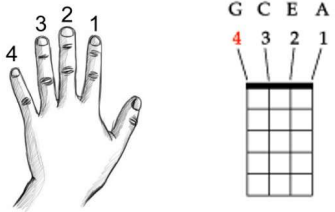
As [G] I was a goin' over the [Em] far famed Kerry mountains  
 I [C] met with captain Farrell and his [G] money he was [Em] countin'  
 I [G] first produced my pistol and I [Em] then produced my rapier  
 Saying [C] "Stand and deliver" for you [G] are a bold [Em] deceiver  
 Mush-a [D] ring dumb-a do dumb-a da  
 [G] Wack fall the daddy-o, [C] wack fall the daddy-o

A	-----X-----X-----X-----
E	-----X-----X-----X-----
C	-----X-----X-----X-----
G	-----X-----X-----X-----
	A A A
	M M M
	I I I
	P P P

There's [G] whiskey [D] in the [G] jar

**Whiskey Observations**

The first *finger* is closest to your nose, while the first *string* is closest to your toes!



# INTRO TO FINGERSTYLE UKULELE

Fingerstyle – Making music using your fingers instead of a pick.

## *Which finger plays which note?*

The answer is PIMA. The acronym stands for the Spanish words for your fingers:

- P = pulgar (thumb)
- I = indice (index finger)
- M = medio (middle finger)
- A = anular (ring finger)



The pinkie finger is not typically used in fingerstyle, so it didn't make the acronym.

## Arpeggios

Arpeggio – A “broken chord.” The notes of the chord are played individually instead of at once.

- Forward Arpeggio – PIMA
- Backward Arpeggio – PAMI
- Combined – PIMAMI

**PRACTICE IN C**

**THEN MOVE TO ALTERNATING CHORDS BELOW**

<b>G</b>	<b>Em</b>
A -----X-----	-----X-----
E -----X-----X	-----X-----X
C -----X-----X	-----X-----X
G --X-----	-----X-----

<b>C</b>	<b>D</b>
A -----X-----	-----X-----
E -----X-----X	-----X-----X
C -----X-----X	-----X-----X
G --X-----	-----X-----

<b>G</b>	<b>D</b>
A -----X-----	-----X-----
E -----X-----X	-----X-----X
C -----X-----X	-----X-----X
G --X-----	-----X-----

# INTRO TO FINGERSTYLE UKULELE

## Hallelujah by Leonard Cohen

G Em

Well I've heard there was a secret chord

G Em

That David played and it pleased the Lord

C D G

But you don't really care for music, do you?

G C D

Well it goes like this, the fourth, the fifth,

Em C

the minor fall and the major lift

D B7 Em

The baffled king composing Hallelujah

C

Hallelujah

Em


Hallelujah

C

Hallelujah

G D G Em G Em

Hallelujah



Leonard Cohen explained:

"Hallelujah is a Hebrew word which means 'Glory to the Lord.'

The song explains that many kinds of Hallelujahs do exist.

I say all the perfect and broken Hallelujahs have an equal value.

It's a desire to affirm my faith in life, not in some formal religious way but with enthusiasm, with emotion."

# INTRO TO FINGERSTYLE UKULELE

## Pairs

**C** **G**

P I A A P I A A P I A I  
M M M M M M M M

**Em** **D** **G**

P I A A P I A A P I A I  
M M M M M M M M

## Alternating Base with Pairs

P A P A P A P A P A P A  
M M M M M M M M M M M M

## Pinches

A I A I A M P A I  
M M M M M M M M

# INTRO TO FINGERSTYLE UKULELE

## Whiskey In the Jar

A	-----X-----X-----X-----X		-----X-----X-----X-----X
E	-----X-----X-----X-----X		-----X-----X-----X-----X
C	-----X-----X-----X-----X		-----X-----X-----X-----X
G	-----X-----X-----X-----X		-----X-----X-----X-----X
	P A P A P A P A		P A P A P A P A
	M M M M M M M M		M M M M M M M M


As [G] I was a goin' over the [Em] far famed Kerry mountains  
 I [C] met with captain Farrell and his [G] money he was [Em] countin'  
 I [G] first produced my pistol and I [Em] then produced my rapier  
 Saying [C] "Stand and deliver" for you [G] are a bold [Em] deceiver  
 Mush-a [D] ring dumb-a do dumb-a da  
 [G] Wack fall the daddy-o, [C] wack fall the daddy-o

A	-----X-----X-----X-----
E	-----X-----X-----X-----
C	-----X-----X-----X-----
G	-----X-----X-----X-----
	A A A
	M M M
	I I I
	P P P

There's [G] whiskey [D] in the [G] jar

**Whiskey Observations**

The first *finger* is closest to your nose, while the first *string* is closest to your toes!



The diagram shows a right hand with fingers numbered 1 (index), 2 (middle), 3 (ring), and 4 (pinky). To the right is a ukulele fretboard with strings numbered 1 (top), 2, 3, and 4 (bottom).



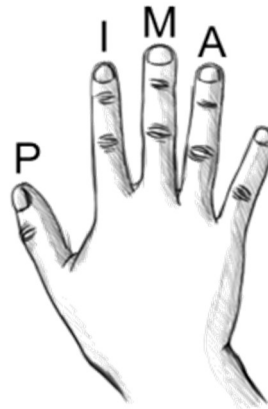
# INTRO TO FINGERSTYLE UKULELE

Fingerstyle – Making music using your fingers instead of a pick.

## *Which finger plays which note?*

The answer is PIMA. The acronym stands for the Spanish words for your fingers:

- P = pulgar (thumb)
- I = indice (index finger)
- M = medio (middle finger)
- A = anular (ring finger)



The pinkie finger is not typically used in fingerstyle, so it didn't make the acronym.

## Arpeggios

Arpeggio – A “broken chord.” The notes of the chord are played individually instead of at once.

- Forward Arpeggio – PIMA
- Backward Arpeggio – PAMI
- Combined – PIMAMI

**PRACTICE IN C**

**THEN MOVE TO ALTERNATING CHORDS BELOW**

<b>G</b>	<b>Em</b>
A -----X-----	-----X-----
E -----X-----X-----	-----X-----X-----
C -----X-----X-----	-----X-----X-----
G --X-----	-----X-----

<b>C</b>	<b>D</b>
A -----X-----	-----X-----
E -----X-----X-----	-----X-----X-----
C -----X-----X-----	-----X-----X-----
G --X-----	-----X-----

<b>G</b>	<b>D</b>
A -----X-----	-----X-----
E -----X-----X-----	-----X-----X-----
C -----X-----X-----	-----X-----X-----
G --X-----	-----X-----

# INTRO TO FINGERSTYLE UKULELE

## Hallelujah by Leonard Cohen

G Em

Well I've heard there was a secret chord

G Em

That David played and it pleased the Lord

C D G

But you don't really care for music, do you?

G C D

Well it goes like this, the fourth, the fifth,

Em C

the minor fall and the major lift

D B7 Em

The baffled king composing Hallelujah

C

Hallelujah

Em


Hallelujah

C

Hallelujah

G D G Em G Em

Hallelujah



Leonard Cohen explained:

"Hallelujah is a Hebrew word which means 'Glory to the Lord.'

The song explains that many kinds of Hallelujahs do exist.

I say all the perfect and broken Hallelujahs have an equal value.

It's a desire to affirm my faith in life, not in some formal religious way but with enthusiasm, with emotion."

# INTRO TO FINGERSTYLE UKULELE

## Pairs

**C** **G**

P I A A P I A A P I P I A I  
M M M M M M M M

**Em** **D** **G**

P I A A P I A A P I P I A I P I A I  
M M M M M M M M M M M M

## Alternating Base with Pairs

P A P A P A P A P A P A P A  
M M M M M M M M M M M M

## Pinches

| | | | A M P A M P  
| | | | A M P A M P

# INTRO TO FINGERSTYLE UKULELE

## Whiskey In the Jar

A	-----X-----X-----X-----X		-----X-----X-----X-----X
E	-----X-----X-----X-----X		-----X-----X-----X-----X
C	-----X-----X-----X-----X		-----X-----X-----X-----X
G	-----X-----X-----X-----X		-----X-----X-----X-----X
	P A P A P A P A		P A P A P A P A
	M M M M M M M M		M M M M M M M M


As [G] I was a goin' over the [Em] far famed Kerry mountains  
 I [C] met with captain Farrell and his [G] money he was [Em] countin'  
 I [G] first produced my pistol and I [Em] then produced my rapier  
 Saying [C] "Stand and deliver" for you [G] are a bold [Em] deceiver  
 Mush-a [D] ring dumb-a do dumb-a da  
 [G] Wack fall the daddy-o, [C] wack fall the daddy-o

A	-----X-----X-----X-----
E	-----X-----X-----X-----
C	-----X-----X-----X-----
G	-----X-----X-----X-----
	A A A
	M M M
	I I I
	P P P

There's [G] whiskey [D] in the [G] jar

**Whiskey Observations**

The first *finger* is closest to your nose, while the first *string* is closest to your toes!



# INTRO TO FINGERSTYLE UKULELE

Fingerstyle – Making music using your fingers instead of a pick.

## *Which finger plays which note?*

The answer is PIMA. The acronym stands for the Spanish words for your fingers:

- P = pulgar (thumb)
- I = indice (index finger)
- M = medio (middle finger)
- A = anular (ring finger)



The pinkie finger is not typically used in fingerstyle, so it didn't make the acronym.

## Arpeggios

Arpeggio – A “broken chord.” The notes of the chord are played individually instead of at once.

- Forward Arpeggio – PIMA
- Backward Arpeggio – PAMI
- Combined – PIMAMI

**PRACTICE IN C**

**THEN MOVE TO ALTERNATING CHORDS BELOW**

<b>G</b>	<b>Em</b>
A -----X-----	-----X-----
E -----X-----X-----	-----X-----X-----
C -----X-----X-----	-----X-----X-----
G --X-----	-----X-----

<b>C</b>	<b>D</b>
A -----X-----	-----X-----
E -----X-----X-----	-----X-----X-----
C -----X-----X-----	-----X-----X-----
G --X-----	-----X-----

<b>G</b>	<b>D</b>
A -----X-----	-----X-----
E -----X-----X-----	-----X-----X-----
C -----X-----X-----	-----X-----X-----
G --X-----	-----X-----

# INTRO TO FINGERSTYLE UKULELE

## Hallelujah by Leonard Cohen

G Em

Well I've heard there was a secret chord

G Em

That David played and it pleased the Lord

C D G

But you don't really care for music, do you?

G C D

Well it goes like this, the fourth, the fifth,

Em C

the minor fall and the major lift

D B7 Em

The baffled king composing Hallelujah

C

Hallelujah

Em


Hallelujah

C

Hallelujah

G D G Em G Em

Hallelujah



Leonard Cohen explained:

"Hallelujah is a Hebrew word which means 'Glory to the Lord.'

The song explains that many kinds of Hallelujahs do exist.

I say all the perfect and broken Hallelujahs have an equal value.

It's a desire to affirm my faith in life, not in some formal religious way but with enthusiasm, with emotion."

# INTRO TO FINGERSTYLE UKULELE

## Pairs

**C** **G**

P I A A P I A A P I A I P I A I  
M M M M M M M M

**Em** **D** **G**

P I A A P I A A P I A I P I A I  
M M M M M M M M M M

## Alternating Base with Pairs

P A P A P A P A P A P A  
M M M M M M M M M M M M

## Pinches

A I A I A M I M A I  
M M M M M M M M M M M M  
P P P P P P P P P P P P

# INTRO TO FINGERSTYLE UKULELE

## Whiskey In the Jar

A	-----X-----X-----X-----X		-----X-----X-----X-----X
E	-----X-----X-----X-----X		-----X-----X-----X-----X
C	-----X-----X-----X-----X		-----X-----X-----X-----X
G	-----X-----X-----X-----X		-----X-----X-----X-----X
	P   A   P   A   P   A   P   A		P   A   P   A   P   A   P   A
	M        M        M        M		M        M        M        M

As [G] I was a goin' over the [Em] far famed Kerry mountains  
 I [C] met with captain Farrell and his [G] money he was [Em] countin'  
 I [G] first produced my pistol and I [Em] then produced my rapier  
 Saying [C] "Stand and deliver" for you [G] are a bold [Em] deceiver  
 Mush-a [D] ring dumb-a do dumb-a da  
 [G] Wack fall the daddy-o, [C] wack fall the daddy-o

A	-----X-----X-----X
E	-----X-----X-----X
C	-----X-----X-----X
G	-----X-----X-----X
	A        A        A
	M        M        M
	I        I        I
	P        P        P

There's [G] whiskey [D] in the [G] jar

**Whiskey Observations**

The first *finger* is closest to your nose, while the first *string* is closest to your toes!

