


# BEGINNER HOLIDAY JAM

with CYNTHIA LIN



Song List	<b>ALL I WANT FOR CHRISTMAS IS YOU</b> .....	3
	<b>BLUE CHRISTMAS</b> .....	5
	<b>*FELIZ NAVIDAD</b> .....	6
	<b>JINGLE BELL ROCK</b> .....	7
	<b>*JINGLE BELLS</b> .....	8
	<b>*LAST CHRISTMAS</b> .....	9
	<b>LET IT SNOW!</b> .....	10
	<b>MELE KALIKIMAKA</b> .....	11
	<b>ROCKIN' AROUND THE CHRISTMAS TREE</b> .....	12
	<b>RUDOLPH THE RED-NOSED REINDEER</b> .....	13
	<b>SANTA CLAUS IS COMIN' TO TOWN</b> .....	14
	<b>*SILENT NIGHT</b> .....	15
	<b>*SILVER BELLS</b> .....	16

Notes

\*songs with 4 chords or less

strums are suggested - you can always simplify by playing downstrums

/ = single strum

shuffle island strum has a bluesy, syncopated feel

## **ALOHA, UKE FRIENDS!**

Happy holidays!

I'm happy to present my Beginner Holiday Jam Songbook, which features 13 popular holiday songs in beginner-friendly ukulele arrangements. This Songbook is available for free download at <http://gumroad.com/cynthialin>. I encourage you to share this packet with friends, family, and your local ukulele group!

You can find tutorials for many of these songs at <http://youtube.com/cynthialinmusic>. Be sure to subscribe. :)

You can jam along with my band from our 2016 YouTube webcast: <http://bit.ly/HolidayUkeJam2016>

Jam with me online and support my mission at <http://patreon.com/cynthialin>

Mailing list for my events at <http://gumroad.com/cynthialin>

Holiday tour dates at <http://cynthialin.com/events>

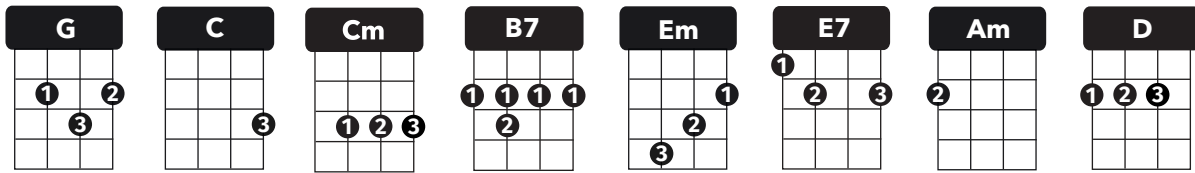
And check out my jazz ukulele holiday album, *Cozy Christmas*. Available via iTunes, Spotify, and all digital outlets, and get signed CDs and Vinyl at <http://cynthialin.bandcamp.com>.

Wishing you a wonderful holiday with lots of opportunity to share the joy of ukulele!

xo cynthia.

# ALL I WANT FOR CHRISTMAS IS YOU

by Mariah Carey and Walter Afanasieff



**SHUFFLE ISLAND STRUM:** d- du -udu

**TIMING:** 1 strum per chord

INTRO

**G**

VERSE

**G**

**G**

I don't want a lot for Christmas

**G**

**G**

there is just one thing I need

**C**

**C**

I don't care a-bout the presents

**Cm**

**Cm**

underneath the Christmas tree

**G**

**G**

I don't need to hang my stocking

**G**

**G**

there upon the fireplace

**C**

**C**

Santa Claus won't make me happy

**Cm**

**Cm**

with a toy on Christmas day

CHORUS

**G**

[**G// - B7//**]

I just want you for my own

**Em**

[**Em// - Cm//**]

more than you could ever know

**G**

**E7**

Make my wish come true, baby

**Am**

**D**

All I want for Christmas is

**G**

**Em**

**C**

you,

**D**

baby

VERSE

**G**

**G**

I won't ask for much this Christmas

**G**

**G**

I won't even wish for snow

**C**

**C**

I'm just gonna keep on waiting

**Cm**

**Cm**

here under the mistletoe

**G**

**G**

I won't make a list and send it

**G**

**G**

to the North Pole for Saint Nick

**C**

**C**

I won't even stay awake to

**Cm**

**Cm**

hear those magic reindeer click

CHORUS

**G**

[**G// - B7//**]

I just want you here to-night

**Em**

[**Em// - Cm//**]

holding on to me so tight

**G**

**E7**

What more can I do, baby

**Am**

**D**

All I want for Christmas is

**G**

**Em**

**C**

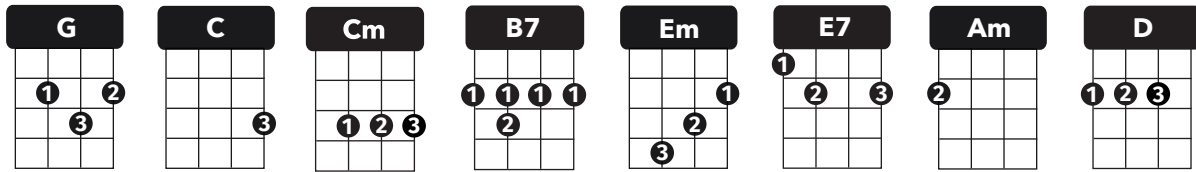
you,

**D**

you...

# ALL I WANT FOR CHRISTMAS IS YOU

(continued)



## BRIDGE

<b>B7</b>	<b>B7</b>	<b>Em</b>	<b>Em</b>
All the lights are shining so brightly every-where			
<b>B7</b>	<b>B7</b>	<b>Em</b>	<b>Em</b>
And the sound of children's		laughter fills the air	
<b>Cm</b>	<b>Cm</b>	<b>G</b>	<b>E7</b>
and every-one is singing		I hear those sleigh bells swinging	
<b>Am/</b>		<b>Am/</b>	
Santa won't you bring me		the one I really need, won't you	
<b>D/</b>	<b>D/</b>	(hits) <b>D////</b>	<b>D////</b>
please bring my baby to		meeee yeah yeah yeah	

## VERSE

<b>G</b>	<b>G</b>	<b>G</b>	<b>G</b>
I don't want a lot for Christmas		this is all I'm asking for	
<b>C</b>	<b>C</b>	<b>Cm</b>	<b>Cm</b>
I just want to see my baby		standing right out-side my door	

## CHORUS

<b>G</b>	<b>[G// - B7//]</b>	<b>Em</b>	<b>[Em// - Cm//]</b>
I just want him for my own		more than you could ever know	
<b>G</b>	<b>E7</b>	<b>Am</b>	(hits) <b>D//// D////</b>
Make my wish come true, baby		All I want for Christmas is	
<b>G</b>	<b>Em</b>	<b>C</b>	<b>D</b>
you....			

## OUTRO x3

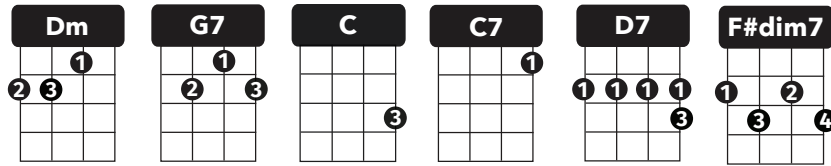
<b>G</b>	<b>Em</b>	<b>C</b>	<b>D</b>
All I want for Christmas is you, baby			

## END

**G/**  
ooh

# BLUE CHRISTMAS

by Bill Hayes and Jay Johnson



**SWING STRUM:** d- du d- du

**TIMING:** 1 strum per chord

INTRO

**Dm G7 C G7/**

VERSE

	<b>C</b>	<b>C</b>	<b>G7</b>	<b>G7</b>
I'll have a blue	Christmas	with-out	you	
	<b>Dm</b>	<b>G7</b>	<b>C</b>	<b>C</b>
I'll be so blue just	thinking	a-bout	you	
	<b>C7</b>	<b>C7</b>	<b>Dm</b>	<b>Dm</b>
Deco-rations of red on a	green	Christmas	tree	
	<b>D7</b>	<b>D7</b>	<b>G7// - Dm//</b>	<b>G7/</b>
Won't be the same, dear if	you're not	here with	me	

VERSE

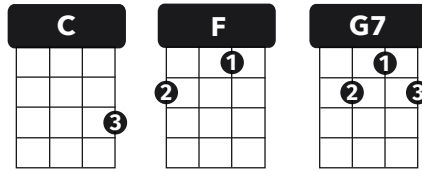
	<b>C</b>	<b>C</b>	<b>G7</b>	<b>G7</b>
And when those blue	snowflakes	start	fallin'	
	<b>Dm</b>	<b>G7</b>	<b>C</b>	<b>C</b>
That's when those blue	memories	start	callin'	
	<b>C7</b>	<b>C7</b>	<b>Dm</b>	<b>F#dim7</b>
You'll be doin' al-right with your	Christmas of	white		
	<b>G7</b>	<b>G7</b>	<b>C</b>	<b>C</b>
But I'll have a blue, blue	Christmas			

ENDING

	<b>G7</b>	<b>G7//</b>	<b>G7/ - G7/ - G7/</b>	<b>C</b>	<b>C/ G7/ C/</b>
But I'll have a blue,	blue, blue,	blue	Christmas		

# FELIZ NAVIDAD

by José Feliciano



**ISLAND STRUM:** d- du -udu

**TIMING:** 1 strum per chord

INTRO

**C C/**

VERSE

<b>F</b>	<b>G7</b>	<b>C</b>	<b>C</b>
Feliz Navi-dad	Feliz Navi-dad		
<b>F</b>	<b>G7</b>	<b>C</b>	<b>C/</b>
Feliz Navi-dad Prospero Año y	Felici-dad		
<b>F</b>	<b>G7</b>	<b>C</b>	<b>C</b>
Feliz Navi-dad	Feliz Navi-dad		
<b>F</b>	<b>G7</b>	<b>C</b>	<b>C/</b>
Feliz Navi-dad Prospero Año y	Felici-dad		

VERSE

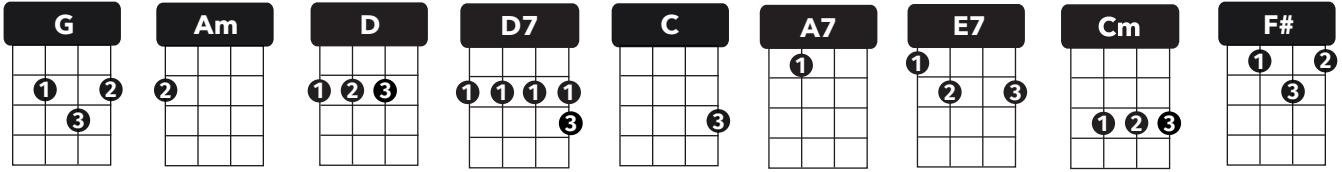
<b>F</b>	<b>G7</b>	<b>C</b>	<b>C</b>
I wanna wish you a Merry Christmas,	I wanna wish you a Merry Christmas		
<b>F</b>	<b>G7</b>	<b>C</b>	<b>C/</b>
I wanna wish you a Merry Christmas from the bottom of my heart			
<b>F</b>	<b>G7</b>	<b>C</b>	<b>C</b>
I wanna wish you a Merry Christmas,	I wanna wish you a Merry Christmas		
<b>F</b>	<b>G7</b>	<b>C</b>	<b>C/</b>
I wanna wish you a Merry Christmas from the bottom of my heart			

ENDING

<b>F</b>	<b>G7</b>	<b>C</b>	<b>C/</b>	<i>/// (cha-cha-cha)</i>
I wanna wish you a Merry Christmas from the bottom of my heart				

# JINGLE BELL ROCK

by Joseph Beal and Jim Boothe



**SWING STRUM:** d- du d- du

**TIMING:** 1 strum per chord; on split measure, play [d du - d du]

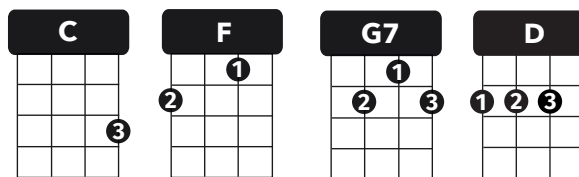
**SHUFFLE ISLAND STRUM:** d- du -udu

**TIMING:** 1 strum per chord

INTRO	<b>G</b>			
VERSE	<b>G</b> Jingle-bell [ <b>Am - D</b> ] Snowin' and blowin' up	<b>G</b> Jingle-bell [ <b>Am - D</b> ] bushels of fun	<b>G</b> Jingle Bell Rock [ <b>Am - D</b> ] bushels of fun	<b>G</b> Jingle bell swing and <b>Am /</b> Now the jingle hop
			[ <b>Am - D</b> ] Jingle bells ring <b>D7 (island strum)</b> has begun	
VERSE	<b>G</b> Jingle-bell [ <b>Am - D</b> ] Dancin' and prancin in	<b>G</b> Jingle-bell [ <b>Am - D</b> ] Jingle Bell Square,	<b>G</b> Jingle Bell Rock [ <b>Am - D</b> ] In the frosty	[ <b>Am - D</b> ] Jingle bell time <b>G (island strum)</b> air
BRIDGE	( <i>island strum</i> )	<b>C</b> What a bright time, <b>A7</b> Jingle-bell time	<b>C</b> it's the right time <b>A7</b> is a swell time	<b>G</b> to rock the night away <b>D7/</b> To go glidin' in a one-horse sleigh
			<b>G</b> <b>D7</b>	
VERSE	<b>G</b> Giddy-up jingle horse <b>C</b> Mix and mingle in a	<b>G</b> pick up your feet <b>Cm</b> jinglin' beat	<b>G</b> Jingle a-round the clock [ <b>A7 - D</b> ] That's the Jingle Bell	<b>E7</b> <b>G (island strum)</b> Rock
ENDING	[ <b>A7 - D</b> ] That's the Jingle Bell, [ <b>A7 - D</b> ] that's the Jingle Bell	[ <b>A7 - D</b> ] that's the Jingle Bell, <b>G (island strum)</b> Rock!	<b>G/ F#/ G/</b>	

# JINGLE BELLS

by J.S. Pierpont



**BACKBEAT STRUM:** d D d D

**TIMING:** 1 strum per chord

INTRO

**C**

VERSE

<b>C</b>	<b>C</b>	<b>C</b>	<b>F</b>
Dashing through the snow	in a one-horse open sleigh		
<b>F</b>	<b>G7</b>	<b>G7</b>	<b>C</b>
O'er the fields we go	laughing all the way		
<b>C</b>	<b>C</b>	<b>C</b>	<b>F</b>
Bells on bob-tail ring	making spirits bright		
<b>F</b>	<b>G7</b>	<b>G7</b>	<b>C/ G7/</b>
What fun it is to ride and sing a	sleighting song to-night	- oh!	

CHORUS

<b>C</b>	<b>C</b>	<b>C</b>	<b>C</b>
Jingle bells, jingle bells,	jingle all the way		
<b>F</b>	<b>C</b>	<b>D</b>	<b>G7/ G7/</b>
Oh, what fun it is to ride in a one horse open sleigh	- ay!		
<b>C</b>	<b>C</b>	<b>C</b>	<b>C</b>
Jingle bells, jingle bells,	jingle all the way		
<b>F</b>	<b>C</b>	<b>G7</b>	<b>C C</b>
Oh, what fun it is to ride in a one horse open sleigh			

VERSE

<b>C</b>	<b>C</b>	<b>C</b>	<b>F</b>
Now the ground is white	Go it while you're young		
<b>F</b>	<b>G7</b>	<b>G7</b>	<b>C</b>
Take the girls tonight	And sing this sleighing song		
<b>C</b>	<b>C</b>	<b>C</b>	<b>F</b>
Just get a bob-tailed bay	Two forty as his speed		
<b>F</b>	<b>G7</b>	<b>G7</b>	<b>C/ G7/</b>
Hitch him to an open sleigh	and crack, you'll take the lead	- oh!	

REPEAT CHORUS

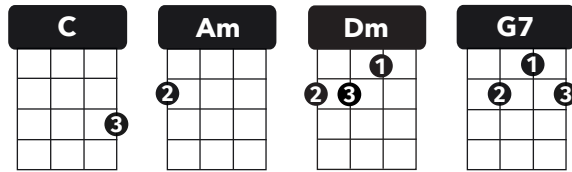
ENDING

<b>F</b>	<b>C</b>	<b>G7</b>	<b>G7</b>	<b>C</b>	<b>F</b>	<b>C</b>	<b>C/</b>
Oh, what fun it is to ride in a one horse	open	sleigh					



# LAST CHRISTMAS

by Wham!



**ISLAND STRUM:** d- du -udu  
**TIMING:** 2 strums per chord

\*practice singing the underlined syllables on the downbeat to build your singing-while-playing skills

INTRO

**C Am Dm G7**

CHORUS x2

<b>C</b> Last Christmas I <u>gave</u> you my heart	<b>Am</b> But the <u>very</u> next day you <u>gave</u> it away
<b>Dm</b> This year to <u>save</u> me from tears	<b>G7</b> I'll <u>give</u> it to someone special

VERSE

<b>C</b> Once bitten twice shy	<b>Am</b> I keep my distance, but you still catch my eye
<b>Dm</b> Tell me baby, do you recognize me?	<b>G7</b> Well, it's been a year, it doesn't surprise me
<b>C</b> (Happy Christmas) I wrapped it up and sent it	<b>Am</b> With a note saying "I love you", I meant it
<b>Dm</b> Now I know what a fool I've been, but if you kissed me now,	<b>G7</b> I know you'd fool me again

REPEAT CHORUS x2

VERSE

<b>C</b> Crowded room, friends with tired eyes,	<b>Am</b> I'm hiding from you, and your soul of ice
<b>Dm</b> My god, I thought you were someone to rely on,	<b>G7</b> Me? I guess I was a shoulder to cry on
<b>C</b> A face on a lover with a fire in his heart	<b>Am</b> A man under cover but you tore me
<b>Dm</b> a-part, Oh oh	<b>G7</b> Now I've found a real love you'll never fool me again

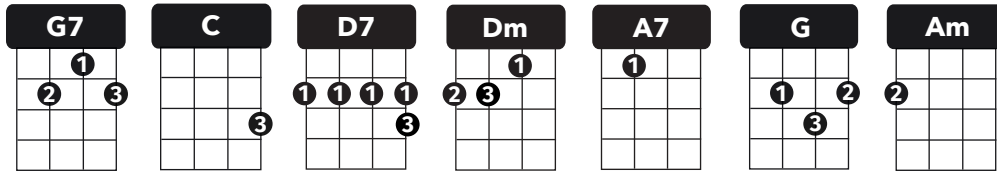
REPEAT CHORUS x2

FINAL CHORUS

<b>C</b> A face on a lover with a fire in his heart	<b>Am</b> A man under cover but you tore me
<b>Dm</b> a-part, Oh	<b>G7</b> I'll give it to someone, give it to someone special
	<b>C/</b>

# LET IT SNOW!

by Sammy Cahn and Jule Styne



**SHUFFLE ISLAND STRUM:** d- du -udu

**TIMING:** 1 strum per chord;

on split measure, play 2 swing strums: [ d du - d du ]

INTRO

**G7**                    **C/ // (two hits)**

VERSE

[ <b>C</b> - <b>G7</b> ] <b>C</b>	[ <b>C</b> - <b>D7</b> ] <b>G7</b>
Oh, the weather out-side is frightful	But the fire is so de-lightful
[ <b>Dm</b> - <b>A7</b> ] <b>Dm</b>	<b>G7</b> <b>C</b>
And since we've no place to go,	Let it snow, let it snow, let it snow

[ <b>C</b> - <b>G7</b> ] <b>C</b>	[ <b>C</b> - <b>D7</b> ] <b>G7</b>
It doesn't show signs of stopping,	And I brought some corn for popping
[ <b>Dm</b> - <b>A7</b> ] <b>Dm</b>	<b>G7</b> <b>C</b>
The lights are turned way down low,	Let it snow, let it snow, let it snow

BRIDGE

<b>G</b> <b>G</b>	[ <b>Am</b> - <b>D7</b> ] <b>G</b>
When we finally kiss good night,	How I'll hate going out in the storm
<b>G</b> <b>G</b>	[ <b>A7</b> - <b>D7</b> ] <b>G7</b>
But if you really hold me tight,	All the way home I'll be warm

VERSE

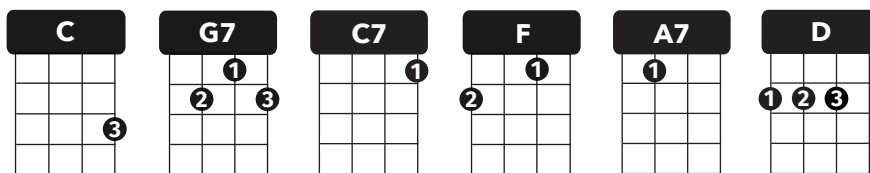
[ <b>C</b> - <b>G7</b> ] <b>C</b>	[ <b>C</b> - <b>D7</b> ] <b>G7</b>
The fire is slowly dying,	And my dear, we're still good-bye-ing
[ <b>Dm</b> - <b>A7</b> ] <b>Dm</b>	<b>G7</b> <b>C</b>
But as long as you love me so,	Let it snow, let it snow, let it snow

END

**G7**                    **G7**                    **C**                    **C/ G7/ C/**  
 Let it snow,    let it snow,    let it snow

# MELE KALIKIMAKA

by Robert Alex Anderson



**BACKBEAT STRUM:** d D d D

**TIMING:** 2 strums per chord;

on split measure, play 1 per chord: [ d D d D - d D d D ]

or

**SHUFFLE ISLAND STRUM:** d- du -udu

**TIMING:** 2 strums per chord; on split measure, play 1 per chord

INTRO

C

VERSE

C

C

C

G7

Mele Kalikimaka is the thing to say on a bright Hawaiian Christmas day

G7

G7

G7

C

That's the island greeting that we send to you from the land where palm trees sway

C7

F

Here we know that Christmas will be green and bright

A7

[ D - G7 ]

the sun will shine by day and all the stars at night

C

A7

[ D - G7 ]

C

C

Mele Kalikimaka is Ha-waii's way to say Merry Christmas to you

ENDING

C

A7

Mele Kalikimaka is Ha-waii's way

[ D - G7 ]

[ D - G7 ]

to say Merry Christmas

a very merry Christmas

[ D

- G7 ]

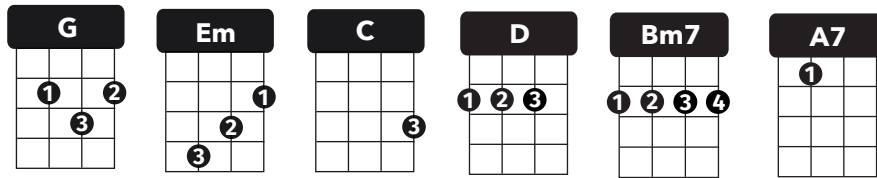
C/

G7/ C/

a very very merry merry Christmas to you

# ROCKIN' AROUND THE CHRISTMAS TREE

by Johnny Marks



**SHUFFLE ISLAND STRUM:** d- du -udu

**TIMING:** 1 strum per chord

INTRO

**G Em C D**

VERSE

**G G D D**  
 Rockin' around the Christmas tree at the Christmas party hop  
**D D D G**  
 Mistletoe hung where you can see every couple tries to stop  
**G G D D**  
 Rockin' around the Christmas tree, let the Christmas spirit ring  
**D D D G**  
 Later we'll have some pumpkin pie and we'll do some caro-ling

BRIDGE

**C C Bm7 Bm7**  
 You will get a sentimental feeling when you hear  
**Em Em A7/ D**  
 Voices singing let's be jolly, deck the halls with boughs of holly

VERSE

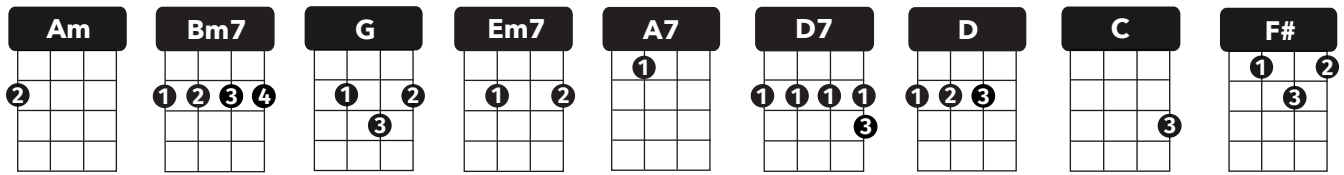
**G G D D**  
 Rockin' around the Christmas tree, have a happy holiday  
**D D D G**  
 Everyone dancing merrily in the new old-fashioned way

ENDING

**D D D D**  
 Everyone dancing merrily in the new old - fa - shioned  
**G Em C G/**  
 way

# RUDOLPH THE RED-NOSED REINDEER

by Johnny Marks



**SHUFFLE ISLAND STRUM:** d- du -udu

**TIMING:** 1 strum per chord

\*practice singing the underlined syllables on the downbeat to build your singing-while-playing skills

OPTIONAL INTRO  
(single strums)

**Am / Bm7 / Am / G /**  
You know Dasher and Dancer and Prancer and Vixen  
**Am / Bm7 / Am / G /**  
Comet and Cupid and Donner and Blitzen  
**Em7 / A7 / Em7 / A7 /**  
But do you re-call the most famous reindeer of  
(island strum) **D7 D7**  
all?

VERSE

**G G G D**  
Rudolph the red-nosed reindeer had a very shiny nose  
**D D D G**  
And if you ever saw it you would even say it glows  
**G G G D**  
All of the other reindeer used to laugh and call him names  
**D D D G**  
They never let poor Rudolph join in any reindeer games

BRIDGE

**C G D G**  
Then one foggy Christmas Eve, Santa came to say  
**D D A7 D**  
"Rudolph, with your nose so bright, won't you guide my sleigh tonight?"

VERSE

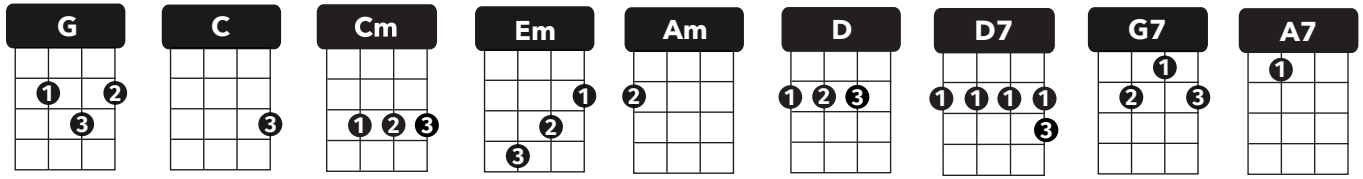
**G G G D**  
Then how the reindeer loved him as they shouted out with glee  
**D D D G**  
"Rudolph, the red-nosed reindeer, you'll go down in histo-ry!"

ENDING

**D D G G/ F#/ G/**  
You'll go down in his- to- ry

# SANTA CLAUS IS COMIN' TO TOWN

by Haven Gillespie and J. F. Coots



**BACKBEAT STRUM:** d D d D

**TIMING:** 1 strum per chord; on split measure, play [d D - d D]

INTRO

**G**

VERSE

**G**                      **C**                      **G**                      [**C** - **Cm** / ]  
 You better watch out, you better not cry, you better not pout, I'm telling you why  
 [**G** - **Em**] [**Am** - **D**]                      **G**                      **D7**  
 Santa Claus is coming to town

VERSE

**G**                      **C**                      **G**                      [**C** - **Cm** / ]  
 He's making a list, checking it twice Gonna find out who's naughty and nice  
 [**G** - **Em**] [**Am** - **D**]                      **G**                      **G**  
 Santa Claus is coming to town

BRIDGE

**G7**                      **C**                      **G7**                      **C**  
 He sees you when you're sleeping he knows when you're a-wake  
**A7**                      **D**                      **A7**                      **D** / **D7** /  
 He knows if you've been bad or good, so be good for goodness sake, Oh!

VERSE

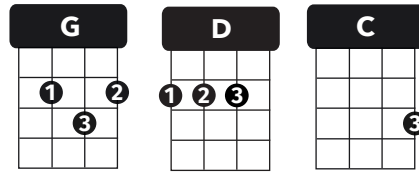
**G**                      **C**                      **G**                      [**C** - **Cm** / ]  
 You better watch out, you better not cry, you better not pout, I'm telling you why  
 [**G** - **Em**] [**Am** - **D**]                      **G**                      **G**  
 Santa Claus is coming to town

ENDING

[**G** - **Em**] [**Am** - **D**]                      [**G** - **C**] **G** /  
 Santa Claus is coming to town

# SILENT NIGHT

by Franz Xaver Gruber



**WALTZ STRUM:** pick d d

**TIMING:** 1 per chord

or

**FINGERPICKING:** 1 - 2 - 3 - 4 - 3 - 2

**TIMING:** 1 per chord

INTRO

**G**

VERSE

**G**

Silent night

**D**

all is calm

**C**

'Round yon virgin

**C**

holy infant so

**D**

Sleep in heavenly

**G**

sleep in heavenly

**G**

holy night

**G**

all is bright

**G**

mother and child

**G**

tender and mild

**G**

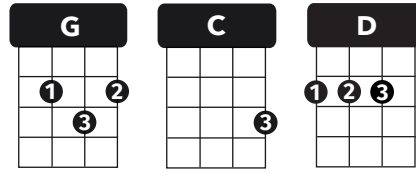
peace

**G**

peace *G / (flourish)*

# SILVER BELLS

by Jay Livingston and Ray Evans



**WALTZ STRUM:** D du du, or pick d d  
**TIMING:** 1 per chord

INTRO	<b>G</b>																																
VERSE	<table border="0" style="width: 100%;"> <tr> <td style="text-align: center;"><b>G</b></td> <td style="text-align: center;"><b>G</b></td> <td style="text-align: center;"><b>C</b></td> <td style="text-align: center;"><b>C</b></td> </tr> <tr> <td>City sidewalks, busy sidewalks</td> <td></td> <td>Dressed in holiday</td> <td>style</td> </tr> <tr> <td style="text-align: center;"><b>D</b></td> <td style="text-align: center;"><b>D</b></td> <td style="text-align: center;"><b>G</b></td> <td style="text-align: center;"><b>G</b></td> </tr> <tr> <td>In the air there's a feeling</td> <td></td> <td>of Christmas</td> <td></td> </tr> <tr> <td style="text-align: center;"><b>G</b></td> <td style="text-align: center;"><b>G</b></td> <td style="text-align: center;"><b>C</b></td> <td style="text-align: center;"><b>C</b></td> </tr> <tr> <td>Children laughing, people passing</td> <td></td> <td>Meeting smile after smile</td> <td></td> </tr> <tr> <td style="text-align: center;"><b>D</b></td> <td style="text-align: center;"><b>D</b></td> <td style="text-align: center;"><b>G</b></td> <td style="text-align: center;"><b>G</b></td> </tr> <tr> <td>And on every street corner</td> <td></td> <td>you hear</td> <td></td> </tr> </table>	<b>G</b>	<b>G</b>	<b>C</b>	<b>C</b>	City sidewalks, busy sidewalks		Dressed in holiday	style	<b>D</b>	<b>D</b>	<b>G</b>	<b>G</b>	In the air there's a feeling		of Christmas		<b>G</b>	<b>G</b>	<b>C</b>	<b>C</b>	Children laughing, people passing		Meeting smile after smile		<b>D</b>	<b>D</b>	<b>G</b>	<b>G</b>	And on every street corner		you hear	
<b>G</b>	<b>G</b>	<b>C</b>	<b>C</b>																														
City sidewalks, busy sidewalks		Dressed in holiday	style																														
<b>D</b>	<b>D</b>	<b>G</b>	<b>G</b>																														
In the air there's a feeling		of Christmas																															
<b>G</b>	<b>G</b>	<b>C</b>	<b>C</b>																														
Children laughing, people passing		Meeting smile after smile																															
<b>D</b>	<b>D</b>	<b>G</b>	<b>G</b>																														
And on every street corner		you hear																															
CHORUS	<table border="0" style="width: 100%;"> <tr> <td style="text-align: center;"><b>G</b></td> <td style="text-align: center;"><b>G</b></td> <td style="text-align: center;"><b>C</b></td> <td style="text-align: center;"><b>C</b></td> </tr> <tr> <td>Silver bells</td> <td>(silver bells)</td> <td>silver bells</td> <td>(silver bells)</td> </tr> <tr> <td style="text-align: center;"><b>D</b></td> <td style="text-align: center;"><b>D</b></td> <td style="text-align: center;"><b>G</b></td> <td style="text-align: center;"><b>G</b></td> </tr> <tr> <td>It's Christmas-time</td> <td></td> <td>in the city</td> <td></td> </tr> <tr> <td style="text-align: center;"><b>G</b></td> <td style="text-align: center;"><b>G</b></td> <td style="text-align: center;"><b>C</b></td> <td style="text-align: center;"><b>C</b></td> </tr> <tr> <td>Ring-a-ling</td> <td>(ring-a-ling)</td> <td>hear them ring</td> <td>(hear them ring)</td> </tr> <tr> <td style="text-align: center;"><b>D</b></td> <td style="text-align: center;"><b>D</b></td> <td style="text-align: center;"><b>G</b></td> <td style="text-align: center;"><b>G /</b></td> </tr> <tr> <td>Soon it will be Christmas</td> <td></td> <td>day</td> <td></td> </tr> </table>	<b>G</b>	<b>G</b>	<b>C</b>	<b>C</b>	Silver bells	(silver bells)	silver bells	(silver bells)	<b>D</b>	<b>D</b>	<b>G</b>	<b>G</b>	It's Christmas-time		in the city		<b>G</b>	<b>G</b>	<b>C</b>	<b>C</b>	Ring-a-ling	(ring-a-ling)	hear them ring	(hear them ring)	<b>D</b>	<b>D</b>	<b>G</b>	<b>G /</b>	Soon it will be Christmas		day	
<b>G</b>	<b>G</b>	<b>C</b>	<b>C</b>																														
Silver bells	(silver bells)	silver bells	(silver bells)																														
<b>D</b>	<b>D</b>	<b>G</b>	<b>G</b>																														
It's Christmas-time		in the city																															
<b>G</b>	<b>G</b>	<b>C</b>	<b>C</b>																														
Ring-a-ling	(ring-a-ling)	hear them ring	(hear them ring)																														
<b>D</b>	<b>D</b>	<b>G</b>	<b>G /</b>																														
Soon it will be Christmas		day																															
VERSE	<table border="0" style="width: 100%;"> <tr> <td style="text-align: center;"><b>G</b></td> <td style="text-align: center;"><b>G</b></td> <td style="text-align: center;"><b>C</b></td> <td style="text-align: center;"><b>C</b></td> </tr> <tr> <td>Strings of street lights, even stop lights</td> <td></td> <td>Blink a bright red and green</td> <td></td> </tr> <tr> <td style="text-align: center;"><b>D</b></td> <td style="text-align: center;"><b>D</b></td> <td style="text-align: center;"><b>G</b></td> <td style="text-align: center;"><b>G</b></td> </tr> <tr> <td>As the shoppers run home</td> <td></td> <td>with their treasures</td> <td></td> </tr> <tr> <td style="text-align: center;"><b>G</b></td> <td style="text-align: center;"><b>G</b></td> <td style="text-align: center;"><b>C</b></td> <td style="text-align: center;"><b>C</b></td> </tr> <tr> <td>Hear the snow crunch, see the kids bunch</td> <td>This is Santa's big scene</td> <td></td> <td></td> </tr> <tr> <td style="text-align: center;"><b>D</b></td> <td style="text-align: center;"><b>D</b></td> <td style="text-align: center;"><b>G</b></td> <td style="text-align: center;"><b>G</b></td> </tr> <tr> <td>And above all the bustle</td> <td></td> <td>you hear</td> <td></td> </tr> </table>	<b>G</b>	<b>G</b>	<b>C</b>	<b>C</b>	Strings of street lights, even stop lights		Blink a bright red and green		<b>D</b>	<b>D</b>	<b>G</b>	<b>G</b>	As the shoppers run home		with their treasures		<b>G</b>	<b>G</b>	<b>C</b>	<b>C</b>	Hear the snow crunch, see the kids bunch	This is Santa's big scene			<b>D</b>	<b>D</b>	<b>G</b>	<b>G</b>	And above all the bustle		you hear	
<b>G</b>	<b>G</b>	<b>C</b>	<b>C</b>																														
Strings of street lights, even stop lights		Blink a bright red and green																															
<b>D</b>	<b>D</b>	<b>G</b>	<b>G</b>																														
As the shoppers run home		with their treasures																															
<b>G</b>	<b>G</b>	<b>C</b>	<b>C</b>																														
Hear the snow crunch, see the kids bunch	This is Santa's big scene																																
<b>D</b>	<b>D</b>	<b>G</b>	<b>G</b>																														
And above all the bustle		you hear																															
REPEAT CHORUS																																	
ENDING	<table border="0" style="width: 100%;"> <tr> <td style="text-align: center;"><b>D</b></td> <td style="text-align: center;"><b>D /</b></td> <td style="text-align: center;"><b>G</b></td> <td style="text-align: center;"><b>G /</b></td> </tr> <tr> <td>Soon it will be Christmas</td> <td></td> <td>day</td> <td></td> </tr> </table>	<b>D</b>	<b>D /</b>	<b>G</b>	<b>G /</b>	Soon it will be Christmas		day																									
<b>D</b>	<b>D /</b>	<b>G</b>	<b>G /</b>																														
Soon it will be Christmas		day																															