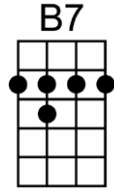
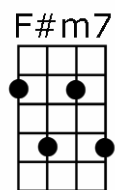
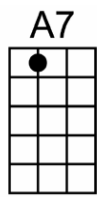
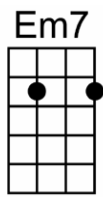


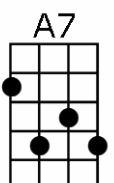
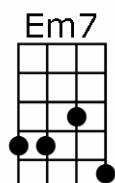
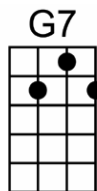
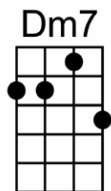
MINOR 7th to DOMINANT 7th (iim7 to V7)

(Comments below)



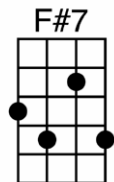
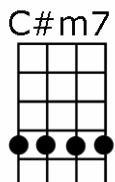
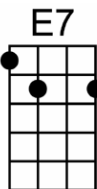
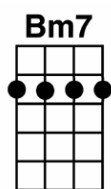
1 3 2 4
R2

R1



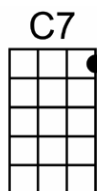
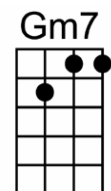
R3

R4

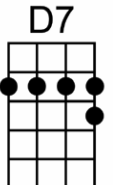
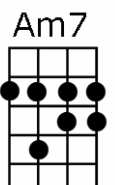


R1

R2



0 2 1 1



1 3 2 2

R4

R3

Comments:

- 1. R2 means that the root of the chord form is under the finger on the 2nd string. For example, on F#m7, the note on the 2nd string is F#. Therefore, any minor 7th with this chord form will have its root on the 2nd string.**
- 2. Suggestion for practice: Play the two chords on the left twice (2 beats for each chord), then the chords on the right twice, and then repeat. This is the beginning of “Satin Doll.”**