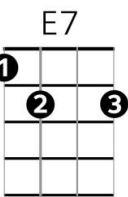
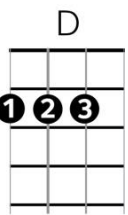

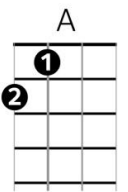


# Wild Thing – Chip Taylor (1965), The Troggs (RIP Reg Presley)

**Intro** \* : AA - DD - E7E7\*\* - DD - AA - DD - E7 /// E7 ///

## Chords



**Chorus**  
 AA - DD - E7E7 - DD - AA - DD - E7E7 -  
 Wild Thing ..... You make my heart sing  
 DD - AA - DD - E7E7 - DD - AA - DD - E7 //  
 You make everything .... groovy ... Wild Thing

Am7 A Am7 A Wild thing, I think I love you  
 Am7 A Am7 A But I wanna know for sure  
 Am7 A Am7 A Come on, hold me tight  
 Am7 A Am7 A ..... I love you

AA - DD - E7E7 - DD - AA - DD - E7E7 - DD

### Chorus

Instrumental (flute?) with chords as **chorus**

Am7 A Am7 A Wild thing, I think you move me  
 Am7 A Am7 A But I wanna know for sure  
 Am7 A Am7 A So come on, hold me tight  
 Am7 A Am7 A ..... You move me

AA - DD - E7E7 - DD - AA - DD - E7 /// E7 /// E7 /// E7 ///

### Chorus

Chorus and end on A

## Notes

- \* **AA - DD (etc.)**  
 this means: strum twice using the **A** chord,  
 then a short pause,  
 then strum twice using the **D** chord  
 (listen to the track!)
- \*\* Instead of **E7**, you could play **E** (more difficult)  
 - see alternative barre chords .. goes well with alternative **D**

## Alternative 'Barre' Chords

