

# *The Happy Ukulele Songbook*

Songs  
for  
Celebrating  
Life,  
Love,  
and Togetherness

*Satya Colombo*

*Dedicated to the true life lovers*

# *The Happy Ukulele Songbook*

*Songs for Celebrating Life, Love, and Togetherness*

Copyright © 2014 Satya Colombo, Fierce Wisdom  
Contact and more info at: [satyacolombo.com](http://satyacolombo.com)

**Copyright Notice:** *The Happy Ukulele Songbook* was created solely as an educational resource, and cannot be sold for profit. The songs and their songsheets are gathered from various sources, and are included as part of this collection under Fair Use not-for-profit educational provisions. No copyright ownership is claimed on any of the songs in this songbook. No affiliate links are included.

*Like the soul of these songs, this songbook collection cannot be sold and never will be. Share it freely with your friends and other ukulele lovers, and enjoy!*

# *Welcome to the Happy Ukulele Songbook*

*This songbook contains 52 of my favorite songs for the uke, from beginner to intermediate level, gathered over the past couple years since learning to play this magical instrument. I also created a special introductory section with tips and tricks based on the popular ukulele workshops I occasionally lead around the world.*

*It all started with the little 15-song version I created for my very first workshop in January 2013. Since then it's taken a beating on my travels, and a life of its own!*

*My favorite part of this project has been gathering so many of my favorite songs...brilliant classics that have stood the test of time; songs with a distinctly human blend of sweetness, love and Soul, brimming over with style and character. They're songs of life and love you can play for years with your friends and loved ones, and timeless classics that will continue being played long after we're gone. But it all starts with you now, taking a little time out from your busy life to enjoy a moment of surrendering to the music, and letting go of everything else (if even just for a few brief moments...).*

*It was on a recent boat trip to the Marieta Islands in Mexico that the magic of this instrument was really brought home for me.*



*I was strumming lightly on my uke when the dolphins came and started swimming around us, and then came two big gray whales swimming near the boat, breaching, lunging and blowing their great plumes of breath into the air.*

*The presence in that moment was rich with the ineffable spaciousness of Spirit, as dolphins and whales swam around us for what seemed like a moment stretching into eternity. As I continued strumming gently, dropping deeper into the flow, I noticed the hard mental programming, belief systems and boundaries between us all – humans and animals – just melting away into the rich, sweet presence of the moment.*

*In that endless space of time they sent a little of their sparkling magic essence right through me, and I felt it rippling through us all. The rest of our trip was filled with more music, magic and Soul, as we slowly made our way back home.*

*That's the magic of this music, and this wonderful little instrument of peace and happiness from Hawaii called the Ukulele. May it accompany you on many journeys, along with my little 'Happy Ukulele Songbook,' and bring you endless moments of eternal sweetness. Make it your own, share it freely, and play some good music!*

*Wishing you much love, peace and joy,*

A handwritten signature in black ink that reads "Satya". The script is fluid and cursive, with the 'S' being particularly large and stylized.

Satya Colombo, [Fierce Wisdom](#)

January 2014, Riviera Nayarit, México

# *Contents and Song List*

Playing the Ukulele! (Intro) ....	1-7
Across the Universe (The Beatles) ....	8
Aloha 'Oe (Queen Lili'uokalani) ....	9
<b>Amazing Grace*</b> (Traditional) ....	10
<b>Blowin' in the Wind</b> (Bob Dylan) ....	11
Blue Bayou (Roy Orbison) ....	12
Blue Hawaii (Elvis Presley) ....	13
Blue Moon (Richard Rodgers and Lorenz Hart) ....	14
Blueberry Hill (Fats Domino) ....	15
California Blue (Roy Orbison) ....	16
<b>Chocolate Jesus</b> (Tom Waits) ....	17
<b>Clandestino</b> (Manu Chao) ....	18
<b>Dance Me to the End of Love</b> (Leonard Cohen) ....	19
Do Re Mi (Julie Andrews) ....	20
<b>Dona Nobis Pacem</b> (Traditional) ....	21
<b>Don't Worry, Be Happy</b> (Bobby McFerrin) ....	22
<b>Folsom Prison Blues</b> (Johnny Cash) ....	23
Hallelujah (Leonard Cohen) ....	24
<b>Happy Birthday!</b> (Various) ....	25
Happy Xmas (War is Over) (John Lennon and Yoko Ono) ....	26
Harvest Moon (Neil Young) ....	27
Have You Ever Seen the Rain (Creedence Clearwater Revival) ....	28
<b>He's Got the Whole World in His Hands</b> (Traditional) ....	29
<b>Hello! Ma' Baby</b> (Joseph E. Howard and Ida Emerson) ....	30
Hotel California (The Eagles) ....	31
I Will Survive (Gloria Gaynor) ....	32
<b>I'll Fly Away</b> (The Kossoy Sisters) ....	33

<b>Iko Iko</b> (Dixie Cups/James Crawford) ....	34
<b>In the Summertime</b> (Mungo Jerry) ....	35
Jingle Bell Rock (Bobby Helms) ....	36
<b>Knockin' on Heaven's Door</b> (Bob Dylan) ....	37
<b>Kumbayah</b> (Traditional) ....	38
Let it Be (The Beatles) ....	39
<b>Margaritaville</b> (Jimmy Buffett) ....	40
One Love (Bob Marley) ....	41
Puff the Magic Dragon (Peter, Paul and Mary) ....	42
Que Sera, Sera (Doris Day) ....	43
<b>Ring of Fire</b> (Johnny Cash) ....	44
She's Not There (The Zombies) ....	45
Shine On Harvest Moon (Nora Bayes and Jack Norworth) ....	46
<b>Somewhere Over the Rainbow</b> (Harold Arlen and E.Y. Harburg) ....	47
<b>Stand By Me</b> (Ben E. King) ....	48
Stayin' Alive (The Bee Gees) ....	49
Stray Cat Strut (The Stray Cats) ....	50
Sway (Dean Martin) ....	51
The Lion Sleeps Tonight (The Tokens) ....	52
<b>Under the Boardwalk</b> (The Drifters) ....	53
<b>Wagon Wheel</b> (Old Crow Medicine Show) ....	54
<b>Walk on the Wild Side</b> (Lou Reed) ....	55
<b>Walking After Midnight</b> (Patsy Cline) ....	56
Whiter Shade of Pale (Procol Harum) ....	57
<b>Wicked Game</b> (Chris Isaak) ....	58
<b>You Are My Sunshine</b> (Jimmie Davis) ....	59
CHORD CHARTS ....	60-61

*Note: Song titles are hotlinked for easier navigation (in digital pdf).*

*\*Songs in bold: Easy/beginner level.*

# Playing the Ukulele!

*My approach to learning the uke is simple: Learn a fun and easy song you know, and then keep learning more songs you love! As long as you throw in a little patience and a dose of humor, you'll keep getting better as you continue learning and practicing your favorite songs.*

The tuning of the songs in this book is the standard 'C' Soprano ukulele tuning. It was set up this way by Portuguese instrument makers in late 19th-century Hawaii to go along with the easy island style. (The instrument quickly caught on at that time, with the help of the Hawaiian royal family and a group of musicians who captivated audiences with their musical charms.)

Since then, the ukulele has gradually grown in popularity, as more and more folks have caught on to the ease and joy of playing this magical little instrument!

## So, first things first... tuning!

The easiest way to tune a uke is with a digital 'Chromatic Tuner' made for the ukulele, which will tell you exactly how low (flat) or high (sharp) your strings are, and help you get them just right. (The clip-on ukulele tuners are popular – such as those made by Snark – but any standard Chromatic tuner will work for the ukulele also.)

I use a simple ukulele tuner on my phone from the app store that plays the four notes (G, C, E, A) to tune the strings by ear. There are also Chromatic digital tuner apps available for Apple and Android phones and tablets. (You can look these up from the app store on your device.) Another convenient option is the common ukulele pitch pipe tuner, though I've found they can be a little inaccurate.

***A trick for tuning by ear:*** Sing along with the correct note from your tuner app or pitch pipe as you play, and sing along with that. Then play the string you're tuning, and sing that tone. Singing the two tones side by side will help you figure out whether your string is tuned too low or too high. I prefer tuning by ear myself, and if you learn this way, you eventually may not even need a tuner! (I happily came upon this technique in the midst of teaching a live workshop in the fall of 2013).

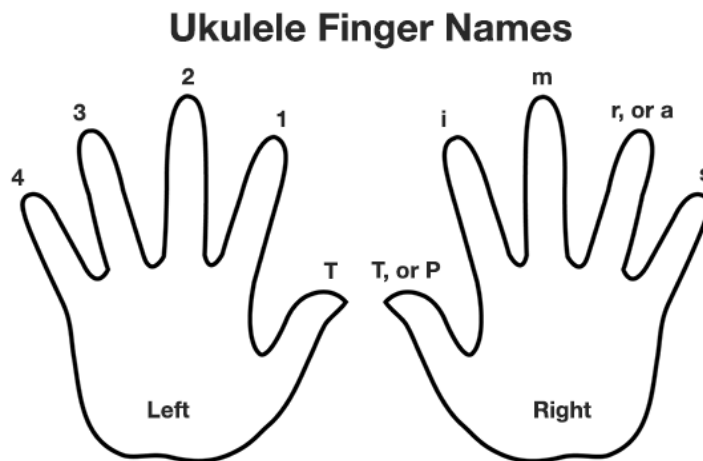


## Getting Started:

Your left hand holds the instrument at the top of the fretboard, and the right forearm gently holds the uke in place against your body, while the right hand strums loosely. (For Lefties, you can have the uke strung in reverse and use a left-handed chord chart to learn songs, but you may prefer to learn the traditional way for the sake of flexibility and future growth).

The ideal place to strum the strings is roughly from halfway between the instrument sound hole and the fretboard to a couple inches up over the fretboard. (Not over the sound hole!)

It's helpful to know the numbers of the fingers for your left hand. Your first (index) finger is number 1, and the others are as follows:



*The right hand letters are for more advanced finger picking and strumming – you probably won't need them for the songs in this book, but it's nice to know anyway!*

## Reading Chords:

From a musical perspective, a chord consists of two or more notes played together. In the case of the ukulele, you're basically just putting together chords with a strum to make a song. You make the chords by placing different combinations of fingers on the fretboard.

Most of the songs in this book contain chord diagrams. The dots indicate where to place your fingers, generally at the top section of the fretboard. (The vertical lines represent the strings, and the horizontal lines represent frets.) The way the ukulele is tuned, just playing the open strings without hitting any notes is a chord in itself, and many chords require just one or two fingers.



## What chords to play and when:

When you see a chord name or diagram in the music, that's when you play the chord. Depending on the arrangement you're following, and your particular style of playing a song, your chord changes might come a little before or after where they're listed.

*These song arrangements are interpretations, and nothing is set in stone. It's on you to create the*

*rhythm and flow, and adjust to make the song your own. You may want to add your own intro or ending, or repeat a chorus section, for instance, and you can always improvise that using the primary song chords.*

**Chord tips for the rebels:** *When switching to a new chord, try leading your finger placement with the first finger, or whichever finger is closest to you, and proceed from there. You may even find your own finger placements that work better for you than the "official" or suggested ones. I encourage this for beginners – you can always learn the "right" way when you're more comfortable with playing.*

**For example:** *Try making the popular D chord with just your thumb barring the G, C, and E strings at the second fret. Easy! From there, the D7 can be made by just adding your second finger to the third fret of the A string.*

*Sometimes a song may have extra chords listed for stylistic reasons that can be left out to make it easier. Or you may prefer to substitute a different chord. Just listen and feel the music to go with what sounds right to you!*

## 5 Happy Ukulele Rules of Thumb:

1. **Use the tips of your fingers when pressing down on the strings.** (This is harder for people with longer nails, so it's recommended to keep them fairly short.)
2. **Press down in the space between the frets** (not the frets themselves!).
3. **Keep your left hand position flexible and your grip soft**, and adapt as needed for different chords.
4. **Start with your thumb position at the back of the fretboard**, parallel to the frets. (You might find it easier to wrap your thumb around the side of the fretboard at times, and that's OK, just keep your hand position loose and flexible.)
5. **If a chord doesn't sound clean**, it's usually because you're not pressing the active fingers hard enough, or your hand is touching the strings, or you're not following one of the other four rules of thumb!

### Strumming Basics:

Most songs in this book can be played with a simple *down-up-down-up* strum. You're just moving your hand down, up, down, up...brushing all the strings with the top surface of your index finger nail on the way down, and the fleshy part of the finger on the way up. (This is called the "common strum.")

A variation I often teach that may be easier to begin with, is to loosely hold your index finger and thumb together (in the OK position). Then you use the top surface of your index finger nail on the way down, and the top of the thumbnail to hit the strings on the way up. If you keep these two fingers loose in this position, you may find it's a great way to learn easier, and play lots of songs.

**Beginner Strumming Tip:** Get a little loose in the wrist, and don't use your whole arm to strum up and down. This will improve your technique, and also help you play longer without getting tired out!

## Strumming Rhythm and Alternates:

Once you learn the basic *down-up-down-up* strumming, you'll want to start mixing it up a bit. Emphasizing the down note – and feeling the music to get in your own groove – is a good start!

### Down-Down-Up-Up-Down-Up: (DDUUDU)

My favorite all-purpose strumming technique is the *down, down, up, up, down, up* strum, which can be used in place of the standard *down-up-down-up* to make most songs sound great, and have a nice *island style* feel.

#### Here's how to learn it:

Count out loud as you do the standard strum: *1 and 2 and 3 and 4 and...* each number is a down stroke, while each “and” is an upstroke. Keep practicing that for a minute, counting as you strum, and repeating the cycle....

**Now try this!** Keep counting as before, but on the FIRST “and,” don't hit the strings! Keep moving your hand as if you were gonna do it, as this helps you keep the rhythm and flow. *Practice that for a minute, repeating the cycle as you go....*

**Now try this!** Continue counting and strumming without the first “and,” but when you get to the down stroke on 3, leave that one out too! *Keep practicing that combination until it comes more easily.*

*Guess what? You've just learned the DDUUDU strum. This strum can be used for most of the songs in this book for a nice effect. As always, you gotta feel it! :)*

*Now to make it feel a little better try getting a bit loose on the rhythm, and emphasizing the down strokes on 2 and 4 a bit more.*

**Note for songs in 3/4 rhythm:** *The DDUUDU strum won't work for songs written in 3/4. There's a couple of these in this book, like 'Happy Xmas' and 'Amazing Grace', and you'll notice right away it just doesn't work for these! For those songs, you can use a down-up-down in sequences of three, or try the Waltz style below. For a nice effect, try a combination of these strums until you find one that works. It's all about catching a flow, and feeling the rhythm.*

## Strumming Rhythm and Alternates: (Continued...)

### The Waltz: (Basic)

Down, Down, Down (Repeat)

### The Waltz: (Alternate)

Down, Down-Up, Down (Repeat)

### Tremolo: (The Flourish)

This is often used as an ending flourish for a song. Do this by running your index finger quickly up and down the strings. It can help to brace the finger gently with your thumb.

*Sometimes when a song feels like it needs a longer out, or a "big finish," you can close by repeating one or two of the key chord phrases and/or a little strumming flourish.*

**Maverick Strumming Tips:** You can mix up different strums, and different finger styles. Some songs sound really nice with an open thumb strum mixed in (using the fleshy part of your thumb instead of the nail). You can emphasize different strokes, or you can try slapping the strings on one of the beats with your hand closed or open. Reggae beats are fun to learn too – just slap the strings on the off beat. The key to a really nice island style sound, though, is not to be too stiff in your rhythm. Let it flow, and most of all – feel it in your Soul! ;)

λoπe 2oπij ;)   
 ιπλτμiω' ρετ ιε ηωω' αυq μοστ of all – [εεε ιε ιu   
 2oπiυq' ιπoηδiρ' ιε ιoε ιo ρε ιoο επiη ιu λoπe

# The Magic of Patience & Practice

Over time and with practice you'll find that chord changes become easier, and chords that were once challenging become a lot easier too. Having patience, and try not to push yourself to learn too many new chords at once!

You can start with simple three- or four-chord songs, and build up your repertoire of favorites with a couple new chords at a time.

If you find a chord position particularly challenging, practice changing from one easy chord to that one for a minute or two until it starts getting easier. Then try it again the next time you play! The key is repetition over time. As long as you keep practicing it will be incrementally easier to get into that position...until one day it just flows! :)

## Playing with other instruments:

Since standard ukulele music is written in Treble Clef, the chord names are the same as for the Guitar. The hand positions will be different, as will the musical arrangements, but I've found the ukulele to be a wonderful accompaniment to the guitar (and fun).

You can always teach a guitarist a song by telling them the chords or showing them your music, or you can ask them to tell you the chords and chord changes, and follow along with them. As long as you're playing a song in the same key, you're good to play with any number of instruments.

**Most of all – have fun, feel the music in your Soul, and don't take it too serious...**

**OK let's go! :)**

**When the magic happens:** As you practice a song over time, you build new neural pathways in your brain and your skills increase overall. The more you play, the easier it gets to learn new songs, memorize your favorites, and play along with others.... Once you learn a song by heart, that's when the real magic happens – where you can really merge with the music and give it new life. Then you can share your magic wherever you go – with or without the song notes!

## Across the Universe

## Beatles

Hear this song at: <http://www.youtube.com/watch?v=Rj-4t9drUIM>

Richard G's Ukulele Songbook [www.scorpex.net/uke.htm](http://www.scorpex.net/uke.htm)

Intro: [F] [Dm] [Am] [C7]

[F] Words are flowing [Dm] out like endless [Am] rain into a paper cup  
They [Gm7] slither while they pass they slip a [C] way across the uni[C7]verse  
[F] Pools of sorrow [Dm] waves of joy are [Am] drifting through my opened mind  
Po[Bb]ssessing and ca[Bbm]ressing me

[F/C] Jai guru de va [C7\*]om  
Nothing's gonna change my world  
[Bb] Nothing's gonna change my [F/C] world  
[C7\*] Nothing's gonna change my world  
[Bb] Nothing's gonna change my [F] world

[F] Images of [Dm] broken light which [Am] dance before me  
Like a million [Gm7] eyes that call me on and on a [C]ross the uni[C7]verse  
[F] Thoughts meander [Dm] like a restless [Am] wind inside a letter box they  
[Gm7] Tumble blindly as they make their [C] way across the universe

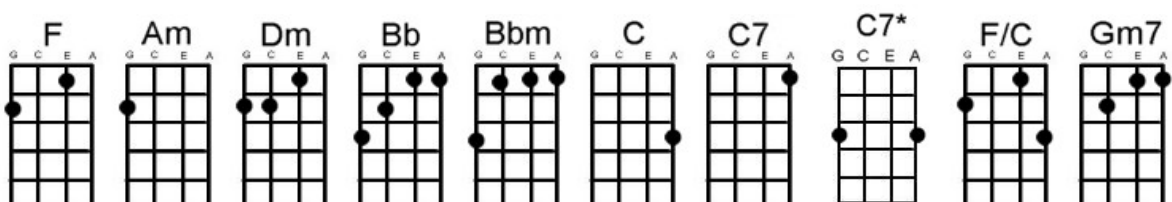
[F/C] Jai guru de va [C7\*]om  
Nothing's gonna change my world  
[Bb] Nothing's gonna change my [F/C] world  
[C7\*] Nothing's gonna change my world  
[Bb] Nothing's gonna change my [F] world

[F] Sounds of laughter [Dm] shades of earth are [Am] ringing  
Through my open ears in [Bb]citing and in [Bbm]viting me  
[F] Limitless un[Dm] dying love which [Am] shines around me like a million  
[Gm7] Suns it calls me on and on a [C]ross the uni[C7]verse

[F/C] Jai guru de va [C7\*]om  
Nothing's gonna change my world  
[Bb] Nothing's gonna change my [F/C] world  
[C7\*] Nothing's gonna change my world  
[Bb] Nothing's gonna change my [F] world

[F/C] Jai guru de va, jai guru de va jai guru de va jai guru de va

[F/C] Jai guru de va jai guru de va jai guru de va

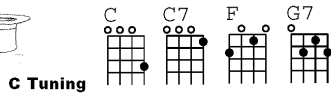




*Fleabag Music*

# Aloha 'Oe

Queen Lili'uokalani



Ukulele

Proud - ly sweep the rain clouds by the cliffs as  
Ha - 'a - heo e\_ka - u - a i na pa - li. Ke

5

on - ward it glides through the trees. It seems to be fol-low-ing the  
nihi a 'ela i ka - na - hele. E u - hai ana pa - ha i ka

11

li - ko, the a - hi - hi le - hu-a of the vale. Fare - well to thee. Fare -  
li - ko. Pu-a a - hihi le - hu-a o u - ka. A - lo - ha 'Oe. A -

19

well to thee. Thou charm - ing one who dwells a - mong the bow - ers. One  
lo - ha 'Oe. E\_ke o - na o - na no - ho i - ka li - po. One

25

fond em - brace be - fore I now de - part, un - til we meet a - gain.  
fond em - brace, a ho'i a 'e - au un - til we meet a - gain.



# Amazing Grace

Words by  
JOHN NEWTON

Traditional  
American Melody

FIRST NOTE



Moderately



1. A - maz - ing that grace, how sweet the  
grace that taught my heart to



sound, that saved a wretch like me!  
fear and grace my fears re - lieved;



I once was lost but now am  
how pre - cious did that grace ap -



found, was blind, but now I see.  
pear, the hour I first be - lieved. 2. 'Twas

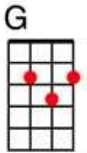
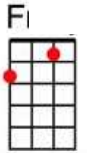
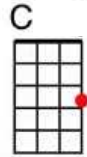
## Additional Lyrics

3. Through many dangers, toils, and snares  
I have already come;  
'twas grace that brought me safe thus far,  
and grace will lead me home.

4. When we've been there ten thousand years,  
bright shining as the sun,  
we've no less days to sing God's praise,  
than when we first begun.

## Blowin' In The Wind- Bob Dylan

(C) How many (F) roads must a (C) man walk down  
 Before you (F) call him a (G) man?  
 Yes 'n (C) how many (F) seas must a (C) white dove sail,  
 Before she (F) sleeps in the (G) sand?  
 Yes n' (C) how many (F) times must the (C) cannonballs fly,  
 Before they're (F) forever (G) banned?



### CHORUS

The (F) answer my (G) friend is (C) blowin' in the wind  
 The (F) answer is (G) blowin' in the (C) wind.

(C) How many (F) times must a (C) man look up  
 Before he (F) can see the (G) sky?  
 Yes 'n (C) how many (F) ears must (C) one man have,  
 Before he (F) can hear people (G) cry?  
 Yes n' (C) how many (F) deaths will it take (C) till he knows  
 That too many (F) people have (G) died?

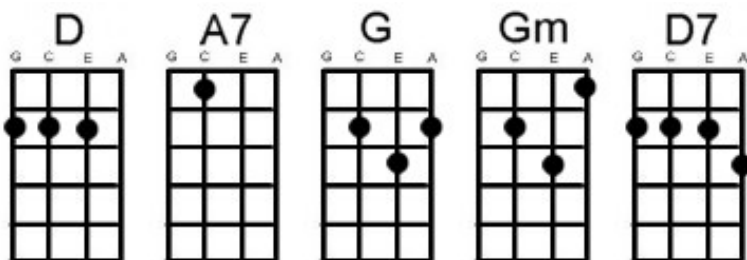
### CHORUS

(C) How many (F) years can a (C) mountain exist  
 Before it's (F) washed to the (G) sea?  
 Yes 'n (C) how many (F) years can some (C) people exist,  
 Before they're (F) allowed to be (G) free?  
 Yes n' (C) how many (F) times can a (C) man turn his head  
 Pretending he (F) just doesn't (G) see?



**Blue Bayou****Roy Orbison**Hear this song at: <http://www.youtube.com/watch?v=6-rIECiW4BA>

I [D] feel so bad I've got a worried mind  
 [A7] I'm so lonesome all the time  
 Since I left my baby behind on [D] Blue Bayou  
 [D] Saving nickels, saving dimes,  
 [A7] Working til the sun don't shine  
 Looking forward to happier times on [D] Blue Bayou  
 I'm going [D] back some day, come what may to Blue [A7] Ba you  
 Where you sleep all day and the catfish play on Blue [D] Bayou  
 All those [D] fishing boats with their [D7] sails afloat  
 If [G] I could only [Gm] see  
 That [D] familiar sunrise through [A7] sleepy eyes  
 How [D] happy I'd be  
 [D] Go to see my baby again  
 [A7] And to be with some of my friends  
 Maybe I'd be happier then on [D] Blue Bayou  
 I'm going [D] back some day, gonna stay on Blue [A7] Bayou  
 Where the folks are fine and the world is mine on Blue [D] Bayou  
 And that [D] girl of mine, [D7] by my side  
 The [G] silver moon and the [Gm] evening tide  
 Oh, [D] some sweet day I'm gonna [A7] take away  
 This [D] hurtin' inside  
 And I'll [A7] never be blue, my dreams come true,  
 On Blue Ba[D]you

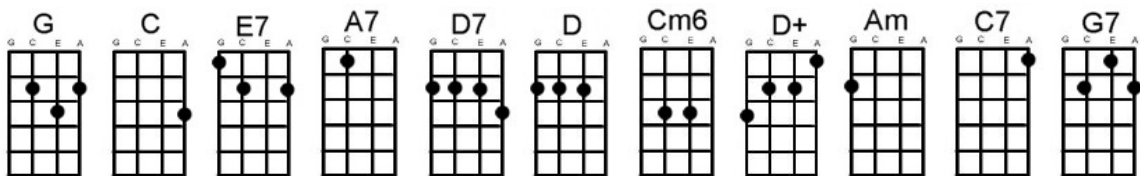


## Blue Hawaii Elvis Presley

Hear this song at: <http://www.youtube.com/watch?v=cyIJ2vMluDg> (play along with capo at first fret)

From: Richard G's Ukulele Songbook [www.scorpex.net/uke.htm](http://www.scorpex.net/uke.htm)

[G] Night and you and [C] Blue Ha[G]waii  
 The [E7] night is [A7] heavenly [D7]  
 And you are [G] heaven to me [Am] [Cm6] [D]  
 [G] Lovely you and [C] Blue Ha[G]waii  
 With [E7] all this [A7] loveliness  
 [D7] There should be [G] love [C7] [G] [G7]  
 [C] Come with me while the [G] moon is on the sea  
 The [A7] night is young  
 And so are [D] we so are [D+] we (pause)  
 [G] Dreams come true in [C] Blue Ha[G]waii  
 And [E7] mine could [A7] all come true [D7]  
 This magic [G] night of [C] nights with [G] you [G7]  
 [C] Come with me while the [G] moon is on the sea  
 The [A7] night is young  
 And so are [D] we so are [D+] we (pause)  
 [G] Dreams come true in [C] Blue Ha[G]waii  
 And [E7] mine could [A7] all come true [D7]  
 This magic [G] night of [Cm6] nights with [G] you



**BLUE MOON (Rodgers and Hart - 1935)**

Intro: [C] [Am] [Dm] [G7] [C] [Am] [Dm] [G7]

Blue [C] moon [Am] [Dm]

You saw me [G7] standing a[C]lone [Am] [Dm]

Without a [G7] dream in my [C] heart [Am] [Dm]

Without a [G7] love of my [C] own [Am] [Dm] [G7]

Blue [C] moon [Am] [Dm]

You knew just [G7] what I was [C] there [Am] for [Dm]

You heard me [G7] saying a [C] prayer [Am] for [Dm]

Someone I [G7] really could [C] care [Am] for [C] [C7]

And then there [Dm] suddenly a[G]ppeared be[C]fore me

The only [Dm] one my arms could [G] ever [C] hold

I heard some[Fm]body whisper [Bb] please a[Eb]dore me

And when I [G] looked

The moon had [D] turned to [G] gold [G7]

Blue [C] moon [Am] [Dm]

Now I'm no [G7] longer a[C]lone [Am] [Dm]

Without a [G7] dream in my [C] heart [Am] [Dm]

Without a [G7] love of my [C] own [Am] [C] [C7]

And then there [Dm] suddenly a[G]ppeared be[C]fore me

The only [Dm] one my arms could [G] ever [C] hold

I heard some[Fm]body whisper [Bb] please a[Eb]dore me

And when I [G] looked

The moon had [D] turned to [G] gold [G7]

[C] Blue Moon [Am] [Dm]

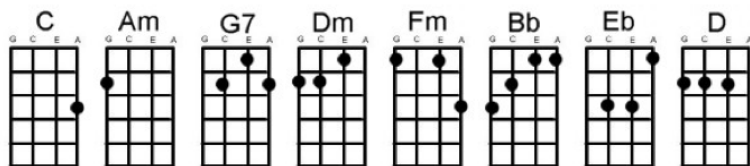
Now I'm no [G7] longer a[C]lone [Am] [Dm]

Without a [G7] dream in my [C] heart [Am] [Dm]

Without a [G7] love of my [C] own [Am] [Dm]

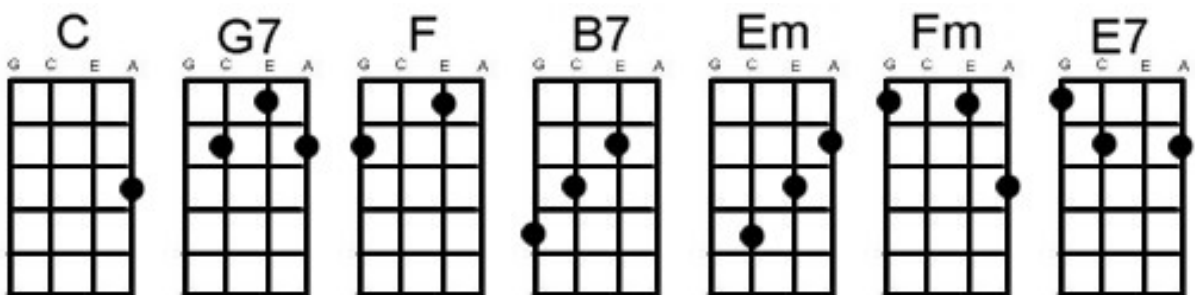
Without a [G7] love of my [C] own [Am] [Dm]

Without a [G7] love of my [C] own [Am] [Dm] [G7] [C]

(A fork of [Richard G's arrangement](#), based on Dean Martin and Nat King Cole's covers of the song.)Satya's Happy Ukulele Songbook: [satyacolumbo.com/ukulele](http://satyacolumbo.com/ukulele)

## Blueberry Hill                      Fats Domino

I found my [F] thrill on blueberry [C] hill  
 On blueberry [G7] hill when I found [C] you [F] [C]  
 The moon stood [F] still on blueberry [C] hill  
 And lingered un[G7]til my dreams came [C] true [Fm] [C]  
 The [Fm] wind in the [C] willow played [G7]  
 Love's sweet melo[C]dy  
 But [B7] all of those [Em] vows we [B7] made [Em]  
 Were [B7] never to [E7] be [G7]  
 Though we're a[F]part you're part of me [C] still  
 For you were my [G7] thrill on blueberry [C] hill [Fm] [C]  
 The [Fm] wind in the [C] willow played [G7]  
 Love's sweet melo[C]dy  
 But [B7] all of those [Em] vows we [B7] made [Em]  
 Were [B7] never to [E7] be [G7]  
 Though we're a[F]part you're part of me [C] still  
 For you were my [G7] thrill on blueberry [C] hill [Fm] [C]

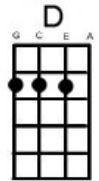


## California Blue Roy Orbison

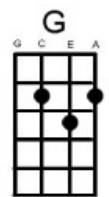
Hear this song at: [http://www.youtube.com/watch?v=q9Zb\\_3HZ9ZY](http://www.youtube.com/watch?v=q9Zb_3HZ9ZY) (play along in this key)

From: Richard G's Ukulele Songbook [www.scorpex.net/Uke](http://www.scorpex.net/Uke)

Working all [D] day and the sun don't [G]shine  
 Trying to get [A] by and I'm just killin' [D] time  
 I feel the [D] rain fall the whole night [G] through  
 Far away from [Em] you [A] California [D] Blue

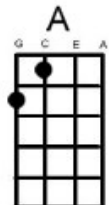


California [G] Blue dreaming all a [D] lone  
 Nothing else to [A7] do California [D] Blue  
 Every day I [G] pray I'll be on my [D] way  
 Saving love for [A7] you California [D] Blue

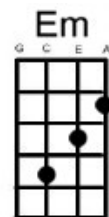


[A7] One sunny day I'll get [D] back again  
 [G] Somehow some [A] way but I [D] don't know when  
 California [A] Blue California [D] Blue

Living my [D] life with you on my [G] mind  
 Thinking of [A] things that I left far be [D] hind  
 It's been so [D] long doing all I can [G] do  
 To get back to [Em] you [A] California [D] Blue

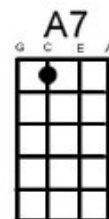


California [G] Blue dreaming all a [D] lone  
 Nothing else to [A7] do California [D] Blue  
 Every day I [G] pray I'll be on my [D] way  
 Saving love for [A7] you California [D] Blue



[A7] One sunny day I'll get [D] back again  
 [G] Somehow some [A] way but I [D] don't know when  
 California [A] Blue California [D] Blue

Still missing [Em] you [A] California [D] Blue  
 Still missing [Em] you [A] California [D] Blue  
 Still missing [Em] you [A] California [D] Blue

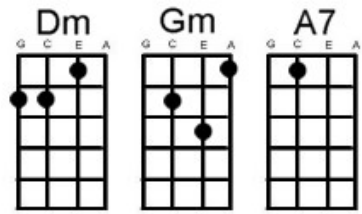


## Chocolate Jesus Tom Waits

Hear this song at: <http://www.youtube.com/watch?v=AIqk5KUBRQ&feature=related> (play along with capo at 1<sup>st</sup> fret)

From: Richard G's Ukulele Songbook [www.scorpex.net/Uke](http://www.scorpex.net/Uke)

Intro: [Dm] [Dm] [Dm] [Gm] [Gm] [Dm] [A7]



[Dm] Don't go to church on Sunday

Don't get on my knees to [Gm] pray

Don't memorise the books of the [Dm] bible

[A7] Got my own special way

[Dm] I know Jesus loves me maybe just a little bit [Gm] more

I fall down on my knees every [Dm] Sunday

At Za[A7]relda Lee's candy [Dm] store

[Dm] Got to be a Chocolate Jesus make me feel good in[Gm]side

Got to be a Chocolate [Dm] Jesus [A7] keep me satis[Dm]fied

[Dm] Don't want no Yabba Zabba don't want no Almond [Gm] Joy

There ain't nothin [Dm] better [A7] suitable for this boy

[Dm] Well it's the only thing that can pick me up

Better than a cup of [Gm] gold

See only a Chocolate [Dm] Jesus can [A7] satisfy my [Dm] soul

[Dm] [Dm] [Dm] [Gm] [Gm] [Dm] [A7] [Dm]

When the [Gm] weather gets rough and its whisky in the shade

Best to wrap your saviour up in [Dm] cellophane

He [Gm] flows like The Big Muddy but that's okay

[A7] Pour him over ice cream for a nice parfait...

[Dm] Got to be a Chocolate Jesus good enough for [Gm] me

Got to be a Chocolate [Dm] Jesus [A7] good enough for me

[Dm] Got to be a Chocolate Jesus

Make me feel so good in[Gm]side

Got to be a Chocolate [Dm] Jesus [A7] keep me satis[Dm]fied

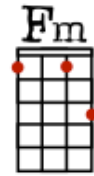
[Dm] [Dm] [Dm] [Gm] [Gm] [Dm] [A7] [Dm] [A7] [Dm]



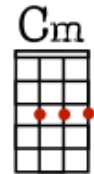
## CLANDESTINO (Manu Chao)

Intro: Fm Cm G Cm

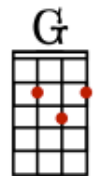
[Cm] Solo voy con mi pena / Sola va mi con[Fm]dena  
 Correr es mi des[G]tino / Para burlar la [Cm] ley  
 Perdido en el corazón / De la grande Baby[Fm]lon  
 Me dicen el clandes[G]tino / Por no llevar pa[Cm]pel



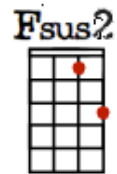
Para una ciudad del norte / Yo me fui a traba[Fm]jar  
 Mi vida la [G] dejé / Entre Ceuta y Gibrat[Cm]tar  
 Soy una raya en el mar / Fantasma en la ciudad [Fm]  
 Mi vida va prohi[G]bida / Dice la autori[Cm]dad



[Cm] Solo voy con mi pena / Sola va mi cond[Fm]ena  
 Correr es mi des[G]tino / Por no llevar pa[Cm]pel  
 Perdido en el corazón / De la grande Baby[Fm]lon  
 Me dicen el clandes[G]tino / Yo soy el quiebra [Cm] ley



Mano [G] negra, clandes[Cm]tina  
 Peru[G]ano, clandes[Gm]tino  
 Afri[G]cano, clandes[Cm]tino  
 Mari[G]juana, ile[Cm]gal



Cm Fsus2 G Cm (x 2)

[Cm] Solo voy con mi pena / Sola va mi con[Fm]dena  
 Correr es mi des[G]tino / Para burlar la [Cm] ley  
 Perdido en el corazón / De la grande Baby[Fm]lon  
 Me dicen el clandes[G]tino / Por no llevar pa[Cm]pel

Alger[G]ino, clandes[Cm]tino  
 Nigeri[G]ano, clandes[Cm]tino  
 Bolivi[G]ano, clandes[Cm]tino  
 Mano [G] Negra, ile[Cm]gal

Cm Fsus2\* G Cm Cm Fsus2\* G Cm G Cm G Cm

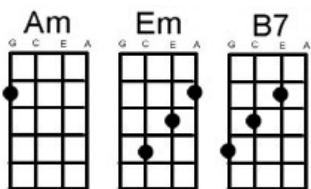
\*Try this alternate for Fsus2: (Letter = string, number = fret) G-5 / C-5 / E-8 / A-8

## Dance Me To The End Of Love Leonard Cohen

From: Richard G's Ukulele Songbook [www.scorpex.net/uke.htm](http://www.scorpex.net/uke.htm)


Hear this song at [http://au.youtube.com/watch?v=Y\\_PladFsvDk](http://au.youtube.com/watch?v=Y_PladFsvDk) (play along in this key)

[Am] La la la la la la [Em] la la la la la la [B7] la la la la [Em] la  
 [Am] La la la la la la [Em] la la la la la la [B7] la la la la [Em] la  
 [Am] Dance me to your beauty with a [Em] burning violin  
 [Am] Dance me through the panic 'til I'm [Em] gathered safely in  
 [Am] Lift me like an olive branch and [Em] be my homeward dove  
 [B7] Dance me to the end of [Em] love [B7] Dance me to the end of [Em] love  
 Oh [Am] let me see your beauty when the [Em] witnesses are gone  
 [Am] Let me feel you moving like they [Em] do in Babylon  
 [Am] Show me slowly what I only [Em] know the limits of  
 [B7] Dance me to the end of [Em] love [B7] Dance me to the end of [Em] love  
 [Am] Dance me to the wedding now [Em] dance me on and on  
 [Am] Dance me very tenderly and [Em] dance me very long  
 We're [Am] both of us beneath our love [Em] both of us above  
 [B7] Dance me to the end of [Em] love [B7] Dance me to the end of [Em] love  
 [Am] Dance me to the children who are [Em] asking to be born  
 [Am] Dance me through the curtains that our [Em] kisses have outworn  
 [Am] Raise a tent of shelter now though [Em] every thread is torn  
 [B7] Dance me to the end of [Em] love [B7] Dance me to the end of [Em] love  
 [Am] La la la la la la [Em] la la la la la la [B7] la la la la [Em] la  
 [Am] La la la la la la [Em] la la la la la la [B7] la la la la [Em] la  
 [Am] Dance me to your beauty with a [Em] burning violin  
 [Am] Dance me through the panic 'til I'm [Em] gathered safely in  
 [Am] Touch me with your naked hand or [Em] touch me with your glove  
 [B7] Dance me to the end of [Em] love [B7] Dance me to the end of [Em] love  
 [B7] Dance me to the end of [Em] love  
 [Am] La la la la la la [Em] la la la la la la [B7] la la la la [Em] la  
 [Am] La la la la la la [Em] la la la la la la [B7] la la la la [Em] la



Try G:5 C:4 E:0 A:0 as a variant for Am

## Do Re Mi - Julie Andrews



(C) Doe - a deer, a female deer,  
 (G7) Ray - a drop of golden sun.  
 (C) Me - a name I call myself,  
 (G7) Far - a long, long way to run.

(C) Sew - a (C7) needle pulling (F) thread.  
 (D7) La - a note to follow (G) sew.  
 (E7) Tea - a drink with jam and (Am) bread. (C7)  
 That will (F) bring us (G7) back to (C) doe, oh, oh, oh.

(C) Doe! - A deer, a female deer,  
 (G7) Ray! - A drop of golden sun.  
 (C) Me! - A name I call myself,  
 (G7) Far! - A long, long way to run.

(C) Sew - a (C7) needle pulling (F) thread.  
 (D7) La - a note to follow (G) sew.  
 (E7) Tea - a drink with jam and (Am) bread. (C7)  
 That will (F) bring us (G7) back to (C) doe.



# Dona Nobis Pacem

## (Grant Us Peace)

Old German Canon

FIRST NOTE



Slowly

(May be sung as a three-part round)

I

D A7 D A7

Do - na no - bis pa - cem, pa - cem,

G D A7 D

do - na no - bis pa - cem.

II

D A7 D A7 G D

Do - na no - bis pa - cem, do - na no - bis

III

A7 D D A7 D

pa - cem. Do - na no - bis

A7 G D A7 D

pa - cem; do - na no - bis pa - cem.

# Don't Worry, Be Happy (Bobby McFerrin)

G

Here's a little song I wrote,

Am

C

G

you might want to sing it note for note, don't worry, be happy.

G

In every life we have some trouble,

Am

C

G

but when you worry you make it double, don't worry, be happy.

## Chrous

G

Am

Uh hu hu, hu hu hu hu hu hu, u hu hu, (don't worry),

C

G

u hu hu hu hu hu hu, (be happy), u hu hu hu hu,

don't worry, be happy (2x)



G

Ain't got no place to lay your head,

Am

C

G

somebody came and took your bed, don't worry, be happy.

G

The landlord say your rent is late,

Am

C

G

he may have to litigate, don't worry, be happy.

## Chrous

G

Ain't got no cash, ain't got no style,

Am

C

G

ain't got no gal to make you smile, don't worry, be happy.

G

'Cause when you worry your face will frown,

Am

C

G

and that will bring everybody down, so don't worry, be happy.

## Chrous x2



## Folsom Prison Blues Johnny Cash

Hear this song at: <http://www.youtube.com/watch?v=i1xSt7iganA>

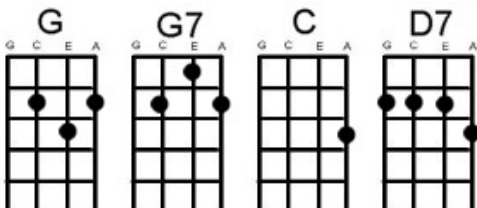
From: Richard G's Ukulele Songbook [www.scorpex.net/uke.htm](http://www.scorpex.net/uke.htm)

[G] I hear the train a comin' it's rolling round the bend  
 And I ain't seen the sunshine since [G7] I don't know when  
 I'm [C] stuck in Folsom prison and time keeps draggin' [G] on  
 But that [D7] train keeps a rollin' on down to San An[G]ton

[G] When I was just a baby my mama told me son  
 Always be a good boy don't [G7] ever play with guns  
 But I [C] shot a man in Reno just to watch him [G] die  
 Now every [D7] time I hear that whistle  
 I hang my head and [G] cry

[G] I bet there's rich folks eating in a fancy dining car  
 They're probably drinkin' coffee and [G7] smoking big cigars  
 Well I [C] know I had it coming I know I can't be [G] free  
 But those [D7] people keep a movin'  
 And that's what tortures [G] me

[G] Well if they'd free me from this prison  
 If that railroad train was mine  
 I bet I'd move it all a little [G7] further down the line  
 [C] Far from Folsom prison that's where I want to [G] stay  
 And I'd [D7] let that lonesome whistle blow my blues a[G]way

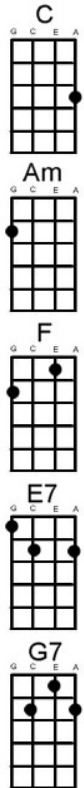


The original recording of this song is in F.  
 Substitute the following chords to play along:

G=F, G7=F7, C=Bb, D7 = C7

**Hallelujah****Leonard Cohen**Hear this song at: [http://www.youtube.com/watch?v=ccGz-li\\_rgM](http://www.youtube.com/watch?v=ccGz-li_rgM) (play along in this key)From: Richard G's Ukulele Songbook [www.scorpexuke.com](http://www.scorpexuke.com)

Well I've [C] heard there was a [Am] secret chord  
 That [C] David played and it [Am] pleased the Lord  
 But [F] you don't really [G7] care for music [C] do you [G7]  
 It [C] goes like this the [F] fourth the [G7] fifth  
 The [Am] minor fall and the [F] major lift  
 The [G7] baffled king com[E7]posing halle[Am]lujah  
 Halle[F]lujah Halle[Am]lujah Halle[F]lujah Halle[C]lu[G7] [C]jah [G7]  
 Your [C] faith was strong but you [Am] needed proof  
 You [C] saw her bathing [Am] on the roof  
 Her [F] beauty and the [G7] moonlight over[C] threw ya [G7]  
 She [C] tied you to a [F] kitchen [G7] chair  
 She [Am] broke your throne, and she [F] cut your hair  
 And [G7] from your lips she [E7] drew the halle[Am]lujah  
 Halle[F]lujah Halle[Am]lujah Halle[F]lujah Halle[C]lu[G7] [C]jah [G7]  
 Well [C] baby I've been [Am] here before  
 I [C] know this room and I've [Am] walked this floor,  
 I [F] used to live a[G7]lone before I [C] knew ya [G7]  
 I've [C] seen your flag on the [F] marble [G7] arch  
 But [Am] love's not some kind of [F] victory march  
 No it's a [G7] cold and it's a very [E7] broken halle[Am]lujah  
 Halle[F]lujah Halle[Am]lujah Halle[F]lujah Halle[C]lu[G7] [C]jah [G7]  
 I [C] did my best but it [Am] wasn't much  
 I [C] couldn't feel so I [Am] tried to touch  
 I've [F] told the truth I didn't come [G7] to [C] fool ya [G7]  
 And [C] even though it [F] all went [G7] wrong  
 I'll [Am] stand before the [F] Lord of Song  
 With [G7] nothing on my [E7] tongue but halle[Am]lujah  
 Halle[F]lujah Halle[Am]lujah Halle[F]lujah Halle[C]lu[G7] [C]jah





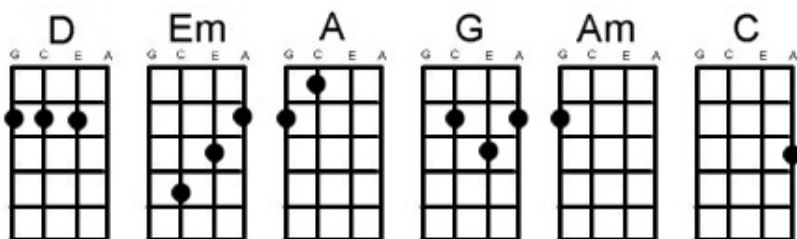


## Happy Xmas (War is Over) John Lennon

Hear this song at: <http://www.youtube.com/watch?v=RRBcwufAuQw>

From: Richard G's Ukulele Songbook [www.scorpex.net/uke.htm](http://www.scorpex.net/uke.htm)

So this is [D] Christmas and what have you [Em] done  
 Another year [A] over and a new one just be[D]gun  
 And so this is [G] Christmas I hope you have [Am] fun  
 The near and the [D] dear one the old and the [G] young  
 A very merry [C] Christmas and a happy New [D] Year  
 Let's hope it's a [Am] good one [C] without any [G] fear [A]  
 And so this is [D] Christmas for weak and for [Em] strong  
 For rich and the poor [A] ones the world is so [D] wrong  
 And so happy [G] Christmas for black and for [Am] white  
 For yellow and [D] red ones let's stop all the [G] fight  
 A very merry [C] Christmas and a happy New [D] Year  
 Let's hope it's a [Am] good one [C] without any [G] fear [A]  
 And so this is [D] Christmas and what have we [Em] done  
 Another year [A] over and a new one just be[D]gun  
 And so happy [G] Christmas we hope you have [Am] fun  
 The near and the [D] dear one the old and the [G] young  
 A very merry [C] Christmas and a happy New [D] Year  
 Let's hope it's a [Am] good one [C] without any [G] fear [A]  
 [D] War is over [Em] if you want it [A] war is over [D] now



## Harvest Moon Neil Young

Hear this song at: <http://www.youtube.com/watch?v=XQXnvNwGTAY> (play along in this key)

From: Richard G's Ukulele Songbook [www.scorpex.net/uke.htm](http://www.scorpex.net/uke.htm)

Intro: [D] [D6] [Dmaj7] [D] [D6] [Dmaj7] [D] [D6] [Dmaj7] [D] [D6] [Dmaj7]

\*[Em7] Come a little bit closer

\*Hear what I have to [D] say [D] [D6] [Dmaj7] [D] [D6] [Dmaj7]

\*[Em7] Just like children sleepin'

\*We could dream this night a[D]way [D] [D6] [Dmaj7] [D] [D6] [Dmaj7]

[G] But there's a full moon risin'

Let's go dancin' in the [D] light [D] [D6] [Dmaj7] [D] [D6] [Dmaj7]

[G] We know where the music's playin'

Let's go out and feel the [D] night [D] [D6] [Dmaj7] [D] [D6] [Dmaj7]

[A7sus4] Because I'm still in love with [A7] you

I want to see you dance a[A7sus4] gain

Because I'm still in love with [A7] you.....on this harvest [D] moon

[D] [D6] [Dmaj7] [D] [D6] [Dmaj7] [D] [D6] [Dmaj7] [D] [D6] [Dmaj7]

\*[Em7] When we were strangers

\*I watched you from a[D] far [D] [D6] [Dmaj7] [D] [D6] [Dmaj7]

\*[Em7] When we were lovers

\*I loved you with all my [D] heart [D] [D6] [Dmaj7] [D] [D6] [Dmaj7]

[G] But now it's gettin' late

And the moon is climbin' [D] high [D] [D6] [Dmaj7] [D] [D6] [Dmaj7]

[G] I want to celebrate

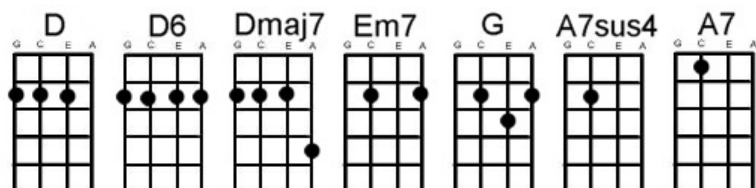
See it shinin' in your [D] eye [D] [D6] [Dmaj7] [D] [D6] [Dmaj7]

[A7sus4] Because I'm still in love with [A7] you

I want to see you dance a[A7sus4]gain

Because I'm still in love with [A7] you.....on this harvest [D] moon

\* - Optional riff A7-E7-C7-C4 (this refers to strings and fret positions, not chords!)



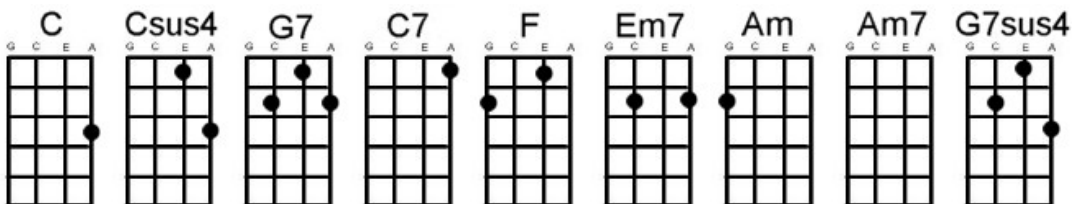
Alternative chord formations: D: G7C6E5A0 D6: G7C6E7A0 Dmaj7: G7C5E9A0 G: G0C7E7A5 Em7: G7C7E7A7 or use G0C4E0A0 after riff A7sus4: G7C4E0A0 A7: G6C4E0A0

## Have You Ever Seen The Rain      Creedence Clearwater Revival

Hear this song at: <http://au.youtube.com/watch?v=JeORFJYxNhw> (play along in this key)

From: Richard G's Ukulele Songbook [www.scorpex.net/uke.htm](http://www.scorpex.net/uke.htm)

[C] Someone told me long ago [Csus4] [C]  
 [C] There's a calm before the storm  
 I [G7] know it's been coming [C] for some time [Csus4] [C]  
 [C] When it's over so they say [Csus4] [C]  
 [C] It'll rain on a sunny day  
 I [G7] know shining down like [C] water [Csus4] [C] [C7]  
 [F] I wanna [G7] know have you [C] ever [Em7] seen the [Am] rain [Am7]  
 [F] I wanna [G7] know have you [C] ever [Em7] seen the [Am] rain [Am7]  
 [F] Coming [G7] down on a sunny [C] day [G7sus4] [C]  
 [C] Yesterday and days before [Csus4] [C]  
 [C] Sun is cold and rain is hard  
 I [G7] know it's been that way for [C] all my time [Csus4] [C]  
 [C] Till forever on it goes [Csus4] [C]  
 [C] Through the circle fast and slow  
 I [G7] know and it can't stop I [C] wonder [Csus4] [C] [C7]  
 [F] I wanna [G7] know have you [C] ever [Em7] seen the [Am] rain [Am7]  
 [F] I wanna [G7] know have you [C] ever [Em7] seen the [Am] rain [Am7]  
 [F] Coming [G7] down on a sunny [C] day [G7sus4] [C]  
 [F] I wanna [G7] know have you [C] ever [Em7] seen the [Am] rain [Am7]  
 [F] I wanna [G7] know have you [C] ever [Em7] seen the [Am] rain [Am7]  
 [F] Coming [G7] down on a sunny [C] day [G7sus4] [C]



# He's Got The Whole World In His Hands

Traditional

FIRST NOTE



Brightly



1. He's got the whole world \_\_\_ in His hands, \_ He's got the



whole world \_\_\_ in His hands, \_ He's got the whole world \_\_\_



in His hands, \_ He's got the whole world in His hands.

## Additional Lyrics

2. He's got the little bitty baby in His hands...
3. He's got you and me, sister, in His hands...
4. He's got you and me, brother, in His hands...
5. He's got a little ukulele in His hands...
6. He's got the whole world in His hands...





Fleabag Music

# Hello! Ma Baby

Howard and Emerson

**C Tuning**

F D7 G7 C7 C6

Ukulele

4/4

F D7 G7

Hel-lo Ma Ba-by! Hel-lo ma hon-ey. Hel-lo ma rag-time gal.

4 C6 C7 F G7 C7

Send me a kiss by wire. Ba-by my hearts on fire!

8 F D7 G7

If you re-fuse me hon-ey you'll lose me. Then you'll be left a-lone. Oh Ba-by

12 C7 F

tel-e-phone and tell me I'm your own.

## Hotel California Eagles

Hear this song at: <http://www.youtube.com/watch?v=IFIPC3h3Z2Y> (play along with capo at 2<sup>nd</sup> fret)

From: Richard G's Ukulele Songbook [www.scorpex.net/Uke](http://www.scorpex.net/Uke)

Intro: [Am] [E7] [G] [D] [F] [C] [Dm] [E7] x 2

[Am] On a dark desert highway [E7] cool wind in my hair  
 [G] Warm smell of colitas [D] rising up through the air  
 [F] Up ahead in the distance [C] I saw a shimmering light  
 [Dm] My head grew heavy and my sight grew dim  
 [E7] I had to stop for the night

[Am] There she stood in the doorway [E7] I heard the mission bell  
 [G] And I was thinking to myself this could be [D] heaven or this could be hell  
 [F] Then she lit up a candle [C] and she showed me the way  
 [Dm] There were voices down the corridor [E7] I thought I heard them say

**Chorus:** [F] *Welcome to the Hotel Cali[C]fornia*

*Such a [Dm] lovely place such a [Am] lovely face*

(1) [F] *Plenty of room at the Hotel Cali[C]fornia*

*Any [Dm] time of year you can [E7] find it here*

(2) *They [F] livin' it up at the Hotel Cali[C]fornia*

*What a [Dm] nice surprise bring your [E7] alibis*

[Am] Her mind is Tiffany twisted [E7] she got the Mercedes bends  
 [G] She got a lot of pretty pretty boys [D] that she calls friends  
 [F] How they dance in the courtyard [C] sweet summer sweat  
 [Dm] Some dance to remember [E7] some dance to forget

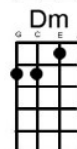

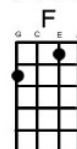
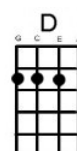
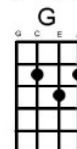
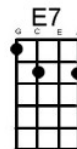
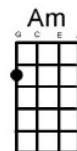
[Am] So I called up the captain [E7] please bring me my wine  
 He said [G] we haven't had that spirit here since [D] 1969  
 [F] And still those voices are calling from [C] far away  
 [Dm] Wake you up in the middle of the night [E7] just to hear them say

### Chorus 2

[Am] Mirrors on the ceiling [E7] the pink champagne on ice  
 And she said [G] we are all just prisoners here [D] of our own device  
 [F] And in the master's chambers [C] they gathered for the feast  
 [Dm] They stab it with their steely knives but they [E7] just can't kill the beast

[Am] Last thing I remember I was [E7] running for the door  
 [G] I had to find the passage back to the [D] place I was before  
 [F] Relax said the nightman we are [C] programmed to receive  
 [Dm] You can check out anytime you like [E7] but you can never leave

**Repeat Chorus 2** and finish on [Am]

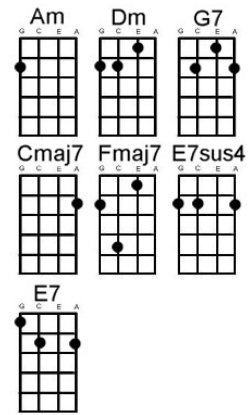


**I Will Survive****Gloria Gaynor [Am]**

Hear this song at: <http://www.youtube.com/watch?v=Tth-8wA3PdY> (play along in this key)

From: Richard G's Ukulele Songbook [www.scorpex.net/uke.htm](http://www.scorpex.net/uke.htm)

[Am] At first I was afraid I was [Dm] petrified  
 Kept thinkin' [G7] I could never live without you [Cmaj7] by my side  
 But then I [Fmaj7] spent so many nights thinkin'  
 [Dm] How you did me wrong  
 I grew [E7sus4] strong I learned [E7] how to get along  
 But now you're [Am] back from outer [Dm] space  
 I just walked [G7] in to find you here  
 With that sad [Cmaj7] look upon your face  
 I should have [Fmaj7] changed that stupid lock  
 I should have [Dm] made you leave your key  
 If I'd've [E7sus4] known for just one second  
 You'd be [E7] back to bother me

**Chorus:**

*Go on now [Am] go walk out the [Dm] door  
 Just turn a [G7] round now 'cause you're not [Cmaj7] welcome anymore  
 [Fmaj7] Weren't you the one who tried to [Dm] hurt me with goodbye  
 Did you think I'd [E7sus4] crumble did you think I'd [E7] lay down and die*

*Oh no not [Am] I I will sur[Dm]vive  
 Oh as [G7] long as I know how to love I [Cmaj7] know I'll stay alive  
 I've got [Fmaj7] all my life to live and I've got [Dm] all my love to give  
 And I'll sur[E7sus4]vive I will sur[E7]vive*

I will sur[Am]vive [Dm] [G7] [Cmaj7] [Fmaj7] [Dm] [E7sus4] [E7]

It took [Am] all the strength I had not to [Dm] fall apart  
 Though I tried [G7] hard to mend the pieces of my [Cmaj7] broken heart  
 And I spent [Fmaj7] oh so many nights just feeling [Dm] sorry for myself  
 I used to [E7sus4] cry but now I [E7] hold my head up high

And you see [Am] me somebody [Dm] new  
 I'm not that [G7] chained up little person still in [Cmaj7] love with you  
 And so you [Fmaj7] felt like droppin' in and just ex[Dm]pect me to be free  
 Now I'm [E7sus4] savin' all my lovin' for some[E7]one who's lovin' me

*Chorus Repeat Chorus*

**I'll Fly Away****Kossoy Sisters**

Hear this song at: [http://www.youtube.com/watch?v=vGTOXtJt\\_2](http://www.youtube.com/watch?v=vGTOXtJt_2) (Play along in this key)

From: Richard G's Ukulele Songbook [www.scorpex.net/Uke](http://www.scorpex.net/Uke)

Intro: [D] [A] [D]

[D] Some bright morning when this life is [D7] o'er

[G] I'll fly a[D]way

[D] To a home on God's celestial shore

[D] I'll [A] fly a[D]way

[D] I'll fly away oh [D7] glory

[G] I'll fly a[D]way (in the morning)

[D] When I die hallelujah by and by I'll [A] fly a[D]way

[D] When the shadows of this life have [D7] gone

[G] I'll fly a[D]way

[D] Like a bird from these prison walls I'll fly

[D] I'll [A] fly a[D]way

[D] I'll fly away oh [D7] glory

[G] I'll fly a[D]way (in the morning)

[D] When I die hallelujah by and by I'll [A] fly a[D]way

[D] Just a few more weary days and [D7] then

[G] I'll fly a[D]way

[D] To a land where joys will never end

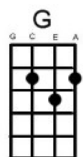
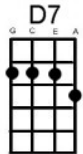
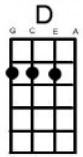
[D] I'll [A] fly a[D]way

[D] I'll fly away oh [D7] glory

[G] I'll fly a[D]way (in the morning)

[D] When I die hallelujah by and by I'll [A] fly a[D]way

[D] In the [G] morn[D]ing





## Iko Iko      Dixie Cups/James Crawford

Hear this song at: <http://www.youtube.com/watch?v=7iQeWTP3L6c> (James Crawford)  
<http://www.youtube.com/watch?v=0wNSHPQj0W8> (Dixie Cups)

From: Richard G's Ukulele Songbook [www.scorpex.net/Uke](http://www.scorpex.net/Uke)

[D] My grandma and your grandma were sittin' by the [A] fire  
 My grandma told your grandma I'm gonna set your flag on [D] fire

[D] Talkin' 'bout hey now (hey now) hey now  
 Iko iko un[A]day jockamo feeno ai nanay jockamo fee na[D]nay

[D] Look at my king all dressed in red iko iko unday  
 I [A] betcha five dollars he'll kill you dead jockamo fee na[D]nay

[D] Talkin' 'bout hey now (hey now) hey now  
 Iko iko un[A]day jockamo feeno ai nanay jockamo fee na[D]nay

[D] My flag boy and your flag boy were sittin' by the [A] fire  
 My flag boy told your flag boy I'm gonna set your flag on [D] fire

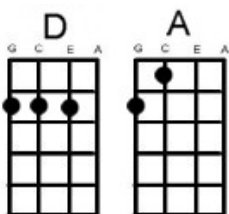
[D] Talkin' 'bout hey now (hey now) hey now  
 Iko iko un[A]day jockamo feeno ai nanay jockamo fee na[D]nay

[D] See that guy all dressed in green iko iko un[A]day  
 He not a man he's a lovin' machine jockamo fee na[D]nay

[D] Talkin' 'bout hey now (hey now) hey now  
 Iko iko un[A]day jockamo feeno ai nanay jockamo fee na[D]nay

[D] Talkin' 'bout hey now (hey now) hey now  
 Iko iko un[A]day jockamo feeno ai nanay jockamo fee na[D]nay

[A] Jockamo fee na[D]nay    [A] jockamo fee na[D]nay



## In the summertime (Mungo Jerry)

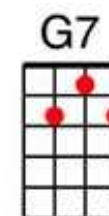
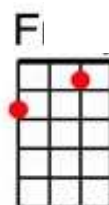
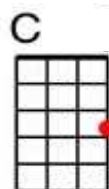
[C] In the summertime when the weather is high  
 You can stretch right up and touch the sky  
 When the [F] weather's fine  
 You got women, you got women on your [C] mind  
 Have a [G7] drink, have a drive  
 [F] Go out and see what you can [C] find

[C] If her daddy's rich take her out for a meal  
 If her daddy's poor just do what you feel  
 Speed a [F] long the lane  
 Do a ton or a ton an' twenty- [C] five  
 When the [G7] sun goes down  
 You can [F] make it, make it good in a lay- [C] by

[C] We're no threat, people  
 We're not dirty, we're not mean  
 We love everybody but we do as we please  
 When the [F] weather's fine  
 We go fishin' or go swimmin' in the [C] sea  
 We're always [G7] happy  
 Life's for [F] livin' yeah, that's our philoso[ C] phy

[C] Sing along with us  
 Dee dee dee-dee dee  
 Dah dah dah-dah dah  
 Yeah we're hap-happy  
 Dah dah- [F] dah  
 Dee-dah-do dee-dah-do dah-do- [C] dah  
 Dah-do- [G7] dah-dah-dah  
 Dah-dah- [F] dah do-dah- [C] dah

[C] When the winter's here, yeah it's party time  
 Bring your bottle, wear your bright clothes  
 It'll soon be summertime  
 And we'll [F] sing again  
 We'll go drivin' or maybe we'll settle [C] down  
 If she's [G7] rich, if she's nice  
 Bring your [F] friends and we'll all go into [C] town (Repeat first verse)



## Jingle Bell Rock

From: Richard G's Ukulele Songbook [www.scorpex.net/Uke](http://www.scorpex.net/Uke)

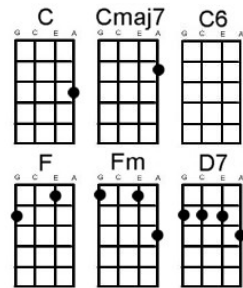
Intro: [C] [Cmaj7] [C6] [Cmaj7] [C] [Cmaj7] [C6] [Cmaj7]

[C] Jingle bell [Cmaj7] jingle bell [C6] jingle bell [Cmaj7] rock  
 [C6] Jingle bell [Cmaj7] swing and [Dm] jingle bells [G7] ring  
 [Dm] Snowin' and [G7] blowin' up [Dm] bushels of [G7] fun  
 [D7] Now the jingle hop [G+] has begun

[C] Jingle bell [Cmaj7] jingle bell [C6] jingle bell [Cmaj7] rock  
 [C6] Jingle bells [Cmaj7] chime in [Dm] jingle bell [G7] time  
 [Dm] Dancin' and [G7] prancin' in [Dm] jingle bell [G7] square  
 [D7] In the [G7] frosty [C] air [C7]

What a [F] bright time it's the [Fm] right time  
 To [C] rock the night away [C7]

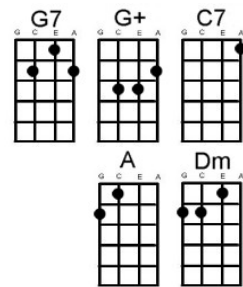
Jingle [D] bell time is a [D7] swell time  
 [G7] To go glidin' in a [G+] one horse sleigh



[C] Giddy up [Cmaj7] jingle horse [C6] pick up your [Cmaj7] feet  
 [C6] Jingle a[Cmaj7]round the [A] clock  
 [F] Mix and mingle in a [Fm] jinglin' beat  
 [D7] That's the [G7] jingle bell [C] rock

What a [F] bright time it's the [Fm] right time  
 To [C] rock the night away [C7]

Jingle [D] bell time is a [D7] swell time  
 [G7] To go glidin' in a [G+] one horse sleigh



[C] Giddy up [Cmaj7] jingle horse [C6] pick up your [Cmaj7] feet  
 [C6] Jingle a[Cmaj7]round the [A] clock  
 [F] Mix and mingle in a [Fm] jinglin' beat  
 [D7] That's the [G7] jingle bell [D7] that's the [G7] jingle bell  
 [D7] That's the [G7] jingle bell [C] rock

## Knockin' on Heaven's Door (Bob Dylan)

Intro: G D Am7 Am7

[G] .. Oo [D] oo [Am7] ooo [Am7]

[G] .. Oo [D] oo [C] ooo [C] [Am7]

[G] .. Mama take [D] this badge off of [Am7] me [Am7]

[G] .. I can't use [D] it any [C] more [C] [Am7]

[G] . It's getting dark, [D] too dark to [Am7] see [Am7]

[G] . I feel I'm knockin' [D] on heaven's [C] door [C] [Am7]

*Chorus:*

[G] .. Knock, knock, knockin' [D] on heaven's [Am7] door [Am7]

[G] .. Knock, knock, knockin' [D] on heaven's [C] door [C] [Am7]

[G] .. Knock, knock, knockin' [D] on heaven's [Am7] door [Am7]

[G] .. Knock, knock, knockin' [D] on heaven's [C] door [C] [Am7]

[G] .. Mama put [D] my guns in the [Am7] ground [Am7]

[G] .. I can't shoot [D] them any [C] more [C] [Am7]

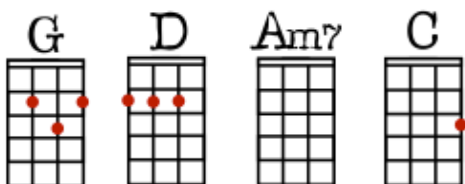
[G] . That long black [D] cloud is comin' [Am7] down [Am7]

[G] . I feel I'm [D] knockin' on heaven's [C] door [C] [Am7]

*Chorus, then below and fade...*

[G] .. Oo [D] oo [Am7] ooo [Am7]

[G] .. Oo [D] oo [Am7] ooo [Am7] [G]



# Kum-Bah-Yah

Traditional

FIRST NOTE



Slowly

C F C

1. Kum - bah - yah, my Lord, kum - bah - yah,  
 2. cry - ing, Lord, kum - bah - yah,

F C G7

kum - bah - yah, my Lord, kum - bah - yah.  
 some - one's cry - ing Lord, kum - bah - yah,

C F C G7

Kum - bah - yah, my Lord, kum - bah - yah, oh,  
 some - one's cry - ing Lord, kum - bah - yah, oh,

C G7 C 1., 2., 3. C 4. C

Lord, — kum - bah - yah. 2. Some - one's yah.  
 Lord, — kum - bah - yah. yah.

## Additional Lyrics

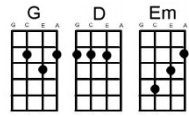
- 3. Someone's singing, Lord, kum-bah-yah...
- 4. Someone's praying, Lord, kum-bah-yah...

## Let It Be Beatles

Hear this song at: <http://www.youtube.com/watch?v=0714IbwC3HA> (play along with capo at 5<sup>th</sup> fret. Original key C)

From: Richard G's Ukulele Songbook [www.scorpex.net/Uke](http://www.scorpex.net/Uke)

Intro: [G] [D] [Em] [Cmaj7] [Am7] [G] [D] [C] [Cmaj7] [Am7] [G]



[G] When I find myself in [D] times of trouble

[Em] Mother Mary [Cmaj7] comes to [Am7] me

[G] Speaking [Gsus4] words [G] of [D] wisdom let it [C] be [Cmaj7] [Am7] [G]  
And in my hour of [D] darkness

She is [Em] standing right in [Cmaj7] front of [Am7] me

[G] Speaking [Gsus4] words [G] of [D] wisdom let it [C] be [Cmaj7] [Am7] [G]

Let it [Em] be let it [Bm] be let it [Cmaj7] be let it [G] be

Whisper [Gsus4] words [G] of [D] wisdom let it [C] be [Cmaj7] [Am7] [G]

[G] And when the broken [D] hearted people

[Em] Living in the [Cmaj7] world ag[Am7]ree

Gsus2\* - only play GCE strings here

[G] There will [Gsus4] be [G] an [D] answer let it [C] be [Cmaj7] [Am7] [G]

For though they may be [D] parted

There is [Em] still a chance that [Cmaj7] they will [Am7] see

[G] There will [Gsus4] be [G] an [D] answer let it [C] be [Cmaj7] [Am7] [G]

Let it [Em] be let it [Bm] be let it [Cmaj7] be let it [G] be

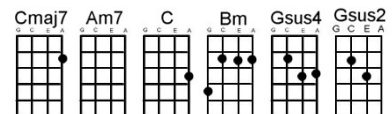
There will [Gsus4] be [G] an [D] answer let it [C] be [Cmaj7] [Am7] [G]

Let it [Em] be let it [Bm] be let it [Cmaj7] be let it [G] be

Whisper [Gsus4] words [G] of [D] wisdom let it [C] be [Cmaj7] [Am7] [G]

[C/A7] [C/A5] [C] [G] [Gsus2] [Gsus2\*] [D] [C] [G]

[C/A7] [C/A5] [C] [G] [Gsus2] [Gsus2\*] [D] [C] [G]



[G] And when the night is [D] cloudy

There is [Em] still a light that [Cmaj7] shines on [Am7] me

[G] Shine un[Gsus4]til [G] to[D]morrow let it [C] be [Cmaj7] [Am7] [G]

[G] I wake up to the [D] sound of music

[Em] Mother Mary [Cmaj7] comes to [Am7] me

C/A7 – play C chord with A string at fret 7 instead of fret 3. C/A5 – A at fret 5

[G] Speaking [Gsus4] words [G] of [D] wisdom let it [C] be [Cmaj7] [Am7] [G]

Let it [Em] be let it [Bm] be let it [Cmaj7] be let it [G] be

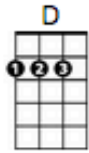
There will [Gsus4] be [G] an [D] answer let it [C] be [Cmaj7] [Am7] [G]

Let it [Em] be let it [Bm] be let it [Cmaj7] be let it [G] be

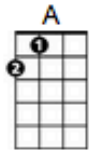
Whisper [Gsus4] words [G] of [D] wisdom let it [C] be [Cmaj7] [Am7] [G]

[C/A7] [C/A5] [C/A3] [G] [Gsus2] [Gsus2\*] [D] [C] [G]

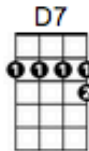
**CHORDS USED IN "Margaritaville" by Jimmy Buffett**  
**THIS SONG**



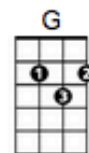
[D] Nibblin' on sponge cake, watchin' the sun bake  
 All of those tourists covered with [A] oil  
 Strummin' my six-string, On my front porch swing  
 Smell those shrimp, they're beginnin' to [D] boil [D7]



[G] Wastin' a [A] way again in Marga [D] ritaville [D7]  
 [G] Searching for my [A] lost shaker of [D] salt [D7]  
 [G] Some people [A] claim that there's a [D] wo [A] man to [G] blame  
 But I [A] know [G] it's nobody's [D] fault



[D] I don't know the reason I stay here all season  
 Nothin' is sure but this brand new tat [A] too  
 But it's a real beauty, a Mexican cutie  
 How it got here I haven't a [D] clue [D7]



[G] Wastin' a [A] way again in Marga [D] ritaville [D7]  
 [G] Searching for my [A] lost shaker of [D] salt [D7]  
 [G] Some people [A] claim that there's a [D] wo [A] man to [G] blame  
 Now I [A] think, [G] hell, it could be my [D] fault

[D] I blew out my flip-flop, stepped on a pop-top  
 Cut my heel had to cruise on back [A] home  
 But there's booze in the blender, and soon it will render  
 That frozen concoction that helps me hang [D] on [D7]

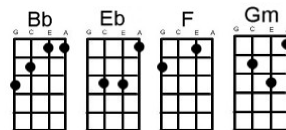
[G] Wastin' a [A] way again in Marga [D] ritaville [D7]  
 [G] Searching for my [A] lost shaker of [D] salt [D7]  
 [G] Some people [A] claim that there's a [D] wo [A] man to [G] blame  
 But I [A] know [G] it's my own damned [D] fault

[G] Some people [A] claim that there's a [D] wo [A] man to [G] blame  
 And I [A] know [G] it's my own damned [D] fault

## One Love Bob Marley and the Wailers

Hear this song at: <http://www.youtube.com/watch?v=sonYFxHHvaM> (play along in this key)

From: Richard G's Ukulele Songbook [www.scorpex.net/Uke](http://www.scorpex.net/Uke)



Intro: [Bb] [F] [Eb] [Bb] [F] [Bb]

[Bb] One love [F] one heart

[Eb] Let's get to[Bb]gether and [F] feel all [Bb] right

[Bb] One love [F] one heart

Give [Eb] thanks and praise to the [Bb] Lord and I will [F] feel all [Bb] right

[Eb] Let's get to[Bb]gether and [F] feel all [Bb] right

[Bb] Let them all [Gm] pass all their [Eb] dirty re[Bb]marks (one love)

[Bb] There is one [Gm] question

I'd [Eb] really [F] love to [Bb] ask (one heart)

Is there a [Gm] place [Eb] for the hopeless [Bb] sinner

Who has hurt all man[Gm]kind just to [Eb] save [F] his [Bb] own

[Bb] One love [F] one heart

[Eb] Let's get to[Bb]gether and [F] feel all [Bb] right

[Bb] One love [F] one heart

Give [Eb] thanks and praise to the [Bb] Lord and I will [F] feel all [Bb] right

[Eb] Let's get to[Bb]gether and [F] feel all [Bb] right

[Bb] Let's get to[Gm]gether to fight

This [Eb] holy arma[Bb]geddon (one love)

[Bb] So when the man [Gm] comes there will

[Eb] Be no [F] no [Bb] doom (one song)

[Bb] Have pity on [Gm] those whose [Eb] chances grow [Bb] thinner

[Bb] There ain't no hiding [Gm] place

From the [Eb] father [F] of cre[Bb]ation

[Bb] One love [F] one heart

[Eb] Let's get to[Bb]gether and [F] feel all [Bb] right

[Bb] One love [F] one heart

Give [Eb] thanks and praise to the [Bb] Lord and I will [F] feel all [Bb] right

[Eb] Let's get to[Bb]gether and [F] feel all [Bb] right

[Eb] Let's get to[Bb]gether and [F] feel all [Bb] right

[Eb] Let's get to[Bb]gether and [F] feel all [Bb] right



## Puff the Magic Dragon -Peter, Paul and Mary

(C) Puff the magic (Em) dragon (F) lived by the (C) sea,  
 And (F) frolicked in the (C) autumn (Am) mist in a (D7) land called Honah- (G7) Lee,  
 (C) Little Jackie (Em) Paper (F) loved that rascal (C) Puff,  
 And (F) bought him strings and (C) sealing (Am) wax and  
 (D7) Other (G7) fancy (C) stuff. (G7) Oh!

### Chorus

(C) Puff the magic (Em) dragon (F) lived by the (C) sea  
 And (F) frolicked in the (C) autumn (Am) mist in a  
 (D7) Land called Honah- (G7) Lee,  
 (C) Puff the magic (Em) dragon (F) lived by the (C) sea  
 And (F) frolicked in the (C) autumn (Am) mist in a  
 (D7) Land called (G7) Honah- (C) Lee.

Am7



(C) Together they would (Em) travel on a (F) boat with billowed (C) sail,  
 (F) Jackie kept a (C) look out (Am7) perched on (D7) Puff's gigantic (G7) tail,  
 (C) Noble kings and (Em) princes would (F) bow when e're they (C) came,  
 (F) Pirate ships would (C) low'r their (Am7) flag when  
 (D7) Puff roared (G7) out his (C) name. (G7) Oh!

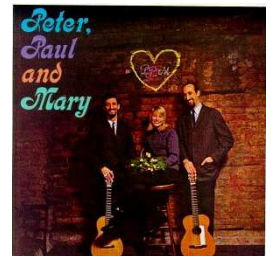
### Chorus

(C) A Dragon Lives for (Em) ever but (F) not so little (C) boys.  
 (F) Painted wings and (C) giant (Am7) rings make (D7) way for other toys, (G7)  
 (C) One grey night it (Em) happened, Jackie (F) Paper came no more (C) And  
 (F) Puff that mighty (C) dragon, (Am7) he  
 (D7) Ceased his (G7) fearless (C) roar. (G7) Oh!

### Chorus

(C) His head was bent in (Em) sorrow green (F) scales fell like (C) rain,  
 (F) Puff no longer (C) went to (Am7) play (D7) along the cherry (G7) lane  
 (C) Without his lifelong (Em) friend (F) Puff could not be (C) brave. So  
 (F) Puff that mighty (C) dragon (Am7) sadly (D7) slipped in (G7) to his (C) cave. (G7)  
 Oh!

### Chorus



## Que Sera', Sera - Doris Day



When I was (C) just a little girl,  
 I asked my mother "What will I (G7) be?  
 (Dm) Will I be (G) pretty? (Dm) Will I be (G) rich?  
 (Dm) Here's what she (G) said to (C) me... (C7)

### CHORUS

"Que (F) sera, sera. What (Dm) ever will (C) be will be;  
 The future's not (G7) ours to see... que sera, (C) sera."

(G) When I was (C) just a child in school,  
 I asked my teacher "What should I (G7) try?  
 (Dm) Should I paint (G) pictures? (Dm) Should I sing (G) songs?  
 (Dm) This was her (G) wise (C) reply... (C7)

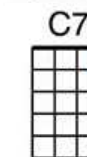
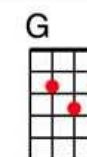
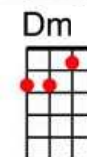
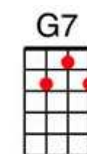

### CHORUS

(G) When I grew (C) up and fell in love,  
 I asked my sweetheart, "What lies (G7) ahead?  
 (Dm) Will we have (G) rainbows, (Dm) day after (G) day?  
 (Dm) Here's what my (G) sweetheart (C) said... (C7)

### CHORUS

(G) Now I have (C) children of my own,  
 They ask their mother "What will I (G7) be?  
 (Dm) Will I be (G) handsome? (Dm) Will I be (G) rich?  
 (Dm) I tell them (G) tenderly (C) ... (C7)

### CHORUS




## Ring of Fire - Johnny Cash

(G) Love is a (C) burning (G) thing.  
 And it makes a (C) fiery (G) ring.  
 Bound by (C) wild (G) desire.  
 I fell in to a (C) ring of (G) fire.



(D) I fell in to a (C) burning ring of (G) fire,  
 I went (D) down, down, down,  
 And the (C) flames went (G) higher.  
 And it burns, burns, burns.  
 The (C) ring of (G) fire.  
 The (C) ring of (G) fire.

(D) I fell in to a (C) burning ring of (G) fire,  
 I went (D) down, down, down,  
 And the (C) flames went (G) higher.  
 And it burns, burns, burns.  
 The (C) ring of (G) fire.  
 The (C) ring of (G) fire.



(G) The taste of (C) love is (G) sweet.  
 When hearts like (C) ours (G) meet.  
 I fell for you (C) like a (G) child.  
 Oh but the (C) fire went (G) wild.

(D) I fell in to a (C) burning ring of (G) fire  
 I went (D) down, down, down  
 And the (C) flames went (G) higher  
 And it burns, burns, burns.  
 The (C) ring of (G) fire.  
 The (C) ring of (G) fire.

And it burns, burns, burns.  
 The (C) ring of (G) fire.  
 The (C) ring of (G) fire.  
 The (C) ring of (G) fire.



## She's Not There (The Zombies 1964)

(Am) (D) x4

(Am) Well no one (D) told me (Am7) about (D) her,  
 (Am) The (D) way she lied. (Am) (D)  
 (Am7) Well no one (D) told me (Am7) about (D) her,  
 (Am) How many (D) people cried. (Am)



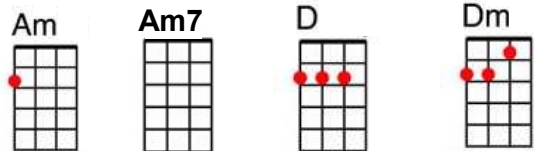
### CHORUS

But it's too (D) late to (Dm) say you're (Am) sorry;  
 How would I (Em) know—why should I (Am) care?  
 Please don't (D) bother (Dm) trying to (C) find her,  
 She's not (E7) there!

Well let me tell you 'bout the (Am) way she looked, (D)  
 The way she (Am) acted, the (F) colour of her (Am) hair; (D)  
 Her voice was (Am) soft and good,  
 (F) her eyes were (Am) clear and bright, (D)  
 But she's not (A) there!

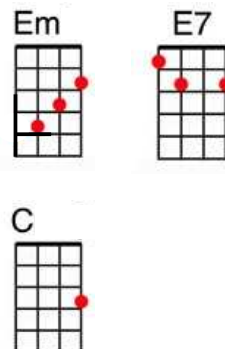
(Am) Well no one (D) told me (Am7) about (D) her,  
 (Am) What (D) could I do? (Am) (D)  
 (Am7) Well no one (D) told me (Am7) about (D) her,  
 (Am) Though (D) they all knew. (Am)

Chorus



Verse of Ukes

Chorus





Fleabag Music

# Shine On Harvest Moon

Nora Bayes  
Jack Norworth

**C Tuning**

F Bb C A7 D7 G7 C7 C6 Dm

Ukulele

A7 Dm A7 Dm

The night was migh - ty dark and you could hard - ly see for the moon re - fused to

4 A7 Dm A7 Dm G7 C7

shine. Cou - ple sit - ting un - der - neath a wil - low tree for love they pined.

9 F

Lit - tle maid was kind of 'fraid of dark - ness so she said "I guess I'll go."

13 G7 C G7 C D7 G7 C7

Boy be - gan to sigh. Looked up at the sky. Told the moon his lit - tle tale of woe.

17 D7 G7 C6 C7 C6 C7

Shine on, shine on Har - vest Moon up in the sky. I ain't had no lov - in' since

23 F Bb F D7

Jan - u - ar - y Feb - ru - ar - y June or Ju - ly. Snow time ain't no time to

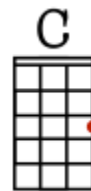
27 G7 C6 C7 C6 C7 F Bb F

stay out - doors and spoon. So, Shine On, Shine On Har - vest Moon, for me and my gal.

## SOMEWHERE OVER THE RAINBOW (E.V. Harburg and Harold Arlen)

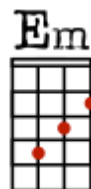
### Verse 1:

[C]Somewhere [Em]over the rainbow  
 [F]Way up [C]high  
 [F]There's a [C]land that I heard of  
 [G7]Once in a lulla[C]by



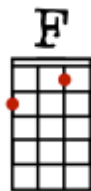
### Verse 2:

[C]Somewhere [Em]over the rainbow  
 [F]Skies are [C]blue  
 [F]And the [C]dreams that you dare to  
 [G7]Dream really do come [C]true



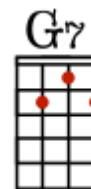
### Chorus:

Some [C]day I'll wish upon a star  
 And [G7]wake up where the clouds are far be[F]hind me  
 Where [C]troubles melt like lemondrops  
 A[G7]way above the chimney tops  
 That's [Am]where you'll [F]find me



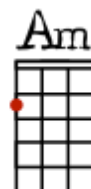
### Verse 3:

[C]Somewhere [Em]over the rainbow  
 [F]Bluebirds [C]fly  
 [F]Birds fly [C]over the rainbow  
 [G7]Why then, oh why can't [C]I?



### Ending:

[C]If happy little bluebirds fly  
 Be[G7]yond the rainbow  
 Why, oh [F]why [G7]can't [C]I?



### Alternate Ending: (After Verse 3)

*Repeat Chorus*

*Repeat Verse 1*

*Ending:*

*(Hum main melody over Verse chords) F C*

## Stand By Me Ben E King

Hear this song at: <http://www.youtube.com/watch?v=Us-TVg40ExM>  
 (Playing for Change version, play along in this key)

From: Richard G's Ukulele Songbook [www.scorpex.net/Uke](http://www.scorpex.net/Uke)

Intro: [C] [Am] [F] [G7] [C]

[C] When the night has come [Am] and the land is dark  
 And the [F] moon is the [G7] only light we'll [C] see

[C] No I won't be afraid no I [Am] won't be afraid  
 Just as [F] long as you [G7] stand stand by [C] me

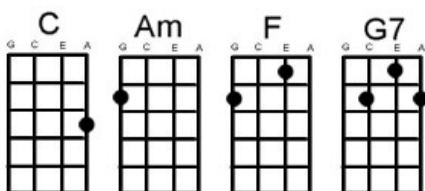
[C] So darling darling stand by me oh [Am] stand by me  
 Oh [F] stand [G7] stand by me stand by [C] me

[C] If the sky that we look upon  
 [Am] Should tumble and fall  
 Or the [F] mountain should [G7] crumble to the [C] sea

[C] I won't cry I won't cry no I [Am] won't shed a tear  
 Just as [F] long as you [G7] stand stand by [C] me

[C] And darling darling stand by me oh [Am] stand by me  
 Oh [F] stand [G7] stand by me stand by [C] me

[C] And darling darling stand by me oh [Am] stand by me  
 Oh [F] stand [G7] stand by me stand by [C] me



## Stayin' Alive - The Bee Gees

Well, you can (Em) tell by the way I use my walk  
 I'm a (D) woman's man, no (Em) time to talk.  
 Music loud and women warm,  
 I've been (D) kicked around since (Em) I was born.  
 And now it's (A) all right, that's s ok, you may look the other way,  
 We can try to understand the New York Times' effect on man.



### Chorus

(Em) Whether you're a brother or whether you're a  
 mother, you're stayin' alive, stayin' alive.  
 Feel the city breakin' and everybody shakin',  
 And we're stayin' alive, stayin' alive.  
 Ah, ha, ha, ha, stayin' alive. Stayin' alive.  
 Ah, ha, ha, ha, Stayin' aliiii- (D)(Em)(Bm) -iive. (Em)

Well now, I get low and I get high  
 And if I (D) can't get either I (Em) really try.  
 Got the wings of heaven on my shoes  
 I'm a (D) dancing man, I (Em) just can't loose.  
 You know it's (A) all right, it's ok, I live to see another day,  
 We can try to understand the New York Times' effect on man.

### Chorus

(A) Life goin' nowhere, somebody help me; Somebody help me, (Em) yeah.  
 Life goin' nowhere, -somebody help me, yeah.  
 Stayin' alii-(Em)-iive!



Well, you can (Em) tell by the way I use my walk  
 I'm a (D) woman's man, no (Em) time to talk.  
 Music loud and women warm,  
 I've been (D) kicked around since (Em) I was born.  
 And now (A) it's all right, it's ok, you may look the other way,  
 We can try to understand the New York Times' effect on man.



### Chorus

(A) Life goin' nowhere, somebody help me; Somebody help me, (Em) yeah.  
 Life goin' nowhere, -somebody help me, yeah.  
 Stayin' alii-(Em)-iive! [x3 to fade]



## Stray Cat Strut      Stray Cats

Hear this song at: <http://www.youtube.com/watch?v=UbNBJiAujk> (play along with capo at 3<sup>rd</sup> fret)

From: Richard G's Ukulele Songbook [www.scorpex.net/Uke](http://www.scorpex.net/Uke)

Intro: [Am] [G] [F] [E7] x 4

[Am] Oo [G] oo [F] oo [E7] ooh [Am] Oo [G] oo [F] oo [E7] ooh

[Am] Oo [G] oo [F] oo [E7] ooh [Am] Oo [G] oo [F] oo [E7] ooh

[Am] Black and orange [G] stray cat [F] sittin' on a [E7] fence

[Am] [G] [F] [E7]

[Am] Ain't got e[G]nough dough to [F] pay the [E7] rent

[Am] [G] [F] [E7]

[Am] I'm flat [G] broke but [F] I don't [E7] care

I [Am] strut right by with my tail in the air

[Dm] Stray cat [C] strut I'm a [Bb] ladies' [A7] cat

I'm a [Dm] feline Casa[C]nova hey [Bb] man that's [A7] that

Get a [Dm] shoe thrown [C] at me from a [Bb] mean old [A7] man

[Dm] Get my dinner from a garbage can

[Am] [G] [F] [E7] *Meow* [Am] [G] [F] [E7] *Don't cross my path*

[Dm] I don't bother chasin' mice a[Am]round

I [Dm] slink down the alley lookin' for a fight

[B7] Howlin' to the moonlight on a [E7] hot summer night

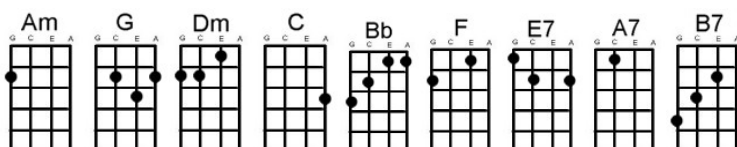
[Am] Singin' the [G] blues while the [F] lady cats [E7] cry

[Am] Wow stray [G] cat you're a [F] real gone [E7] guy

I [Am] wish I could [G] be as [F] carefree and [E7] wild

But I [Am] got cat class and I got cat style

[Am] [G] [F] [E7] x 4 [Am]

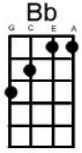


**Sway****Dean Martin**

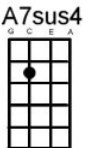
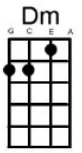
Hear this song at: <http://www.youtube.com/watch?v=YsgL35RCGcc> (play along in this key)

From: Richard G's Ukulele Songbook [www.scorpex.net/Uke](http://www.scorpex.net/Uke)

[Dm] When marimba rhythms [A7sus4] start to [A7] play  
 [A7sus4] Dance with [A7] me [Dm] make me sway  
 [Dm] Like a lazy ocean [A7sus4] hugs the [A7] shore  
 [A7sus4] Hold me [A7] close [Dm] sway me more  
 [Dm] Like a flower bending [A7sus4] in the [A7] breeze  
 [A7sus4] Bend with [A7] me [Dm] sway with ease  
 [Dm] When we dance you have a [A7sus4] way with [A7] me  
 [A7sus4] stay with [A7] me [Dm] sway with [Dm] me



[Dm] Other dancers may [C] be on the floor [C7] dear  
 But my eyes will [F] see only you  
 Only you have that [A7] magic technique  
 When we sway I go [Bb] weak [A7]



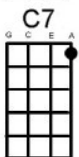
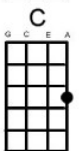
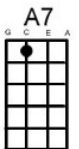
I can hear the sounds of [A7sus4] vio[A7]lins  
 [A7sus4] Long be[A7]fore [Dm] it be[Dm]gins  
 [Dm] Make me thrill as only [A7sus4] you know [A7] how  
 [A7sus4] Sway me [A7] smooth [Dm] sway me [Dm] now

Instrumental: Verse chords

[Dm] Other dancers may [C] be on the floor [C7] dear  
 But my eyes will [F] see only you  
 Only you have that [A7] magic technique  
 When we sway I go [Bb] weak [A7]

I can hear the sounds of [A7sus4] vio[A7]lins  
 [A7sus4] Long be[A7]fore [Dm] it begins  
 [Dm] Make me thrill as only [A7sus4] you know [A7] how  
 [A7sus4] Sway me [A7] smooth [Dm] sway me [Dm] now

[A7sus4] You know [A7] how [A7sus4] sway me [A7] smooth  
 [Dm] sway me now



## The Lion Sleeps Tonight - The Tokens

*(Just singing)*

We-de-de-de, de-de-de-de-de, we-um-um-a-way!

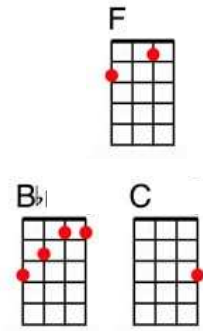
We-de-de-de, de-de-de-de-de, we-um-um-a-way!

A (F) wimoweh, a-wimoweh a -(Bb) wimoweh, a-wimoweh

A (F) wimoweh, a-wimoweh a -(C) wimoweh, a-wimoweh

A (F) wimoweh, a-wimoweh a -(Bb) wimoweh, a-wimoweh

A (F) wimoweh, a-wimoweh a -(C) wimoweh, a-wimoweh



(F) In the jungle, the (Bb) mighty jungle, the (F) lion sleeps to(C)night,

(F) In the jungle, the (Bb) quiet jungle, the (F) lion sleeps to(C)night.

**CHORUS** *(Main vocal and backing sung together)*

**Wee-ooo-eee-ooo, we-um-um-a-way!**

A (F) wimoweh, a-wimoweh a -(Bb) wimoweh, a-wimoweh

A (F) wimoweh, a-wimoweh a -(C) wimoweh, a-wimoweh) x2

(F) Near the village, the (Bb) peaceful village, the (F) lion sleeps to(C)night,

(F) Near the village, the (Bb) peaceful village, the (F) lion sleeps to(C)night.



**CHORUS**

(F) Hush my darling don't (Bb) fear my darling, the (F) lion sleeps to(C)night,

(F) Hush my darling don't (Bb) fear my darling, the (F) lion sleeps to(C)night.



**CHORUS** - (all three parts sung together)

**Wee-ooo-eee-ooo, we-um-um-a-way!**

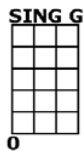
*Da-da-do' Da-da-do' Da-da-do' Da-da-do' Da-da dum-um-away!*

A (F) wimoweh, a-wimoweh a -(Bb) wimoweh, a-wimoweh

A (F) wimoweh, a-wimoweh a -(C) wimoweh, a-wimoweh)

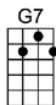
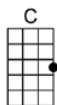


***#Jazz it up even more for a big finish!!***

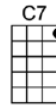



# UNDER THE BOARDWALK

4/4 1...2...123



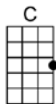
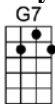
Oh, when the sun beats down and burns the tar upon the roof



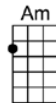
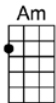
And your shoes get so hot you wish your tired feet were fire-proof



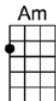
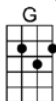
Under the boardwalk, down by the sea...yeah



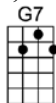
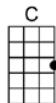
On a blanket with my baby, that's where I'll be



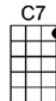
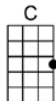
UT-BW, out of the sun, UT-BW, we'll be havin' some fun, UT-BW people walkin' above



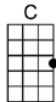
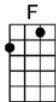
UT-BW, we'll be fallin' in love, under the boardwalk, boardwalk



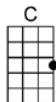
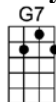
From the park you hear the happy sound of a carou-sel



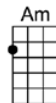
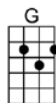
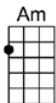
You can almost taste the hot dogs and french fries they sell



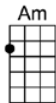
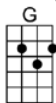
Under the boardwalk, down by the sea...yeah



On a blanket with my baby, that's where I'll be



UT-BW, out of the sun, UT-BW, we'll be havin' some fun, UT-BW people walkin' above



UT-BW, we'll be fallin' in love, under the boardwalk, boardwalk

## WAGON WHEEL (Old Crow Medicine Show)

Intro: G D Em C G D C C

[G] Headed down south to the [D] land of the pines

I'm [Em] thumbin' my way into [C] North Carolina

[G] Starin' up the road

And [D] pray to God I see [C] headlights

[G] I made it down the coast in [D] seventeen hours

[Em] Pickin' me a bouquet of [C] dogwood flowers

And I'm a [G] hopin' for Raleigh I can [D] see my baby to[C]night

*Chorus:*

*So [G] rock me mama like a [D] wagon wheel*

*[Em] Rock me mama any [C] way you feel*

*[G] Heyyy[D] mama [C] rock me*

*[G] Rock me mama like the [D] wind and the rain*

*[Em] Rock me mama like a [C] south-bound train*

*[G] Heyyy[D] mama [C] rock me*

G D Em C G D C C

[G] Runnin' from the cold [D] up in New England

I was [Em] born to be a fiddler in an [C] old-time string band

My [G] baby plays the guitar

I [D] pick a banjo [C] now

Oh, the [G] North country winters keep a [D] gettin' me now

Lost my [Em] money playin' poker so I [C] had to up and leave

But I [G] ain't a turnin' back

To [D] livin' that old life [C] no more

*[Chorus] G D Em C G D C C (x2)*

[G] Walkin' to the south [D] out of Roanoke

I caught a [Em] trucker out of Philly

Had a [C] nice long toke

But [G] he's a headed west from the [D] Cumberland Gap

'A [C] Johnson City, Tennessee

And I [G] gotta get a move on [D] fit for the sun

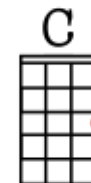
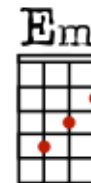
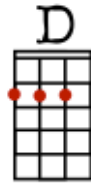
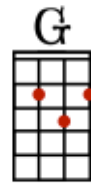
I hear my [Em] baby callin' my name

And I [C] know that she's the only one

And [G] if I die in Raleigh

At [D] least I will die [C] free

*[Chorus] C Am7 G*





## Walking After Midnight Patsy Cline

Hear this song at: <http://www.youtube.com/watch?v=bsRNCvHXHHU> (play along in this key)

From: Richard G's Ukulele Songbook [www.scorpex.net/Uke](http://www.scorpex.net/Uke)

I go out [C] walking after [C7] midnight  
 Out in the [F] moonlight just like we used to do  
 I'm always [C] walking after [F] midnight  
 [G7] Searching for [C] you [G7]

I walk for [C] miles along the [C7] highway  
 Well that's just [F] my way of saying I love you  
 I'm always [C] walking after [F] midnight  
 [G7] Searching for [C] you [C7]

I stopped to [F] see a weeping willow  
 Crying on his pillow [C] maybe he's crying for me [C7]  
 And [F] as the skies turn gloomy  
 Night winds whisper to me

I'm [C] lonesome as I can [G7] be

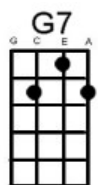
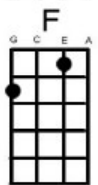
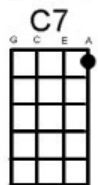
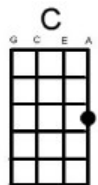
I go out [C] walking after [C7] midnight  
 Out in the [F] starlight just hoping you may be  
 Somewhere a [C] walking after [F] midnight  
 [G7] Searching for [C] me [C7]

I stopped to [F] see a weeping willow  
 Crying on his pillow [C] maybe he's crying for me [C7]  
 And [F] as the skies turn gloomy  
 Night winds whisper to me

I'm [C] lonesome as I can [G7] be

I go out [C] walking after [C7] midnight  
 Out in the [F] starlight just hoping you may be  
 Somewhere a [C] walking after [F] midnight  
 [G7] Searching for [C] me

[C] Somewhere a walking after [F] midnight  
 [G7] Searching for [C] me



## A Whiter Shade Of Pale      Procol Harum

Hear this song at: [http://www.youtube.com/watch?v=PbWULu5\\_nXI&feature=related](http://www.youtube.com/watch?v=PbWULu5_nXI&feature=related) (play along in this key)

From: Richard G's Ukulele Songbook [www.scorpex.net/uke.htm](http://www.scorpex.net/uke.htm)

### Intro:

[C] [Em] [Am] [C] [F] [Am] [Dm] [F] [G] [G7] [Em7] [G7] [C] [F] [G] [F] [G7]

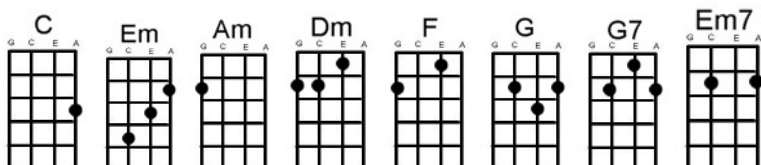
[C] We [Em] skipped the light fan[Am]dango [C]  
 [F] Turned [Am] cartwheels 'cross the [Dm] floor [F]  
 [G] I was [G7] feeling kind of [Em7] seasick [G7]  
 [C] But the [Em] crowd called out for [Am] more [C]  
 [F] The [Am] room was humming [Dm] harder [F]  
 [G] As the [G7] ceiling flew a[Em7]way [G7]  
 [C] When [Em] we called out for a[Am]nother [C] drink  
 [F] The [Am] waiter brought a [Dm] tray [G]

### Chorus

And so it [C] wa[Em]s that [Am] later [C]  
 [F] As the [Am] miller told his [Dm] tale [F]  
 [G] That her [G7] face at first just [Em7] ghostly [G7]  
 Turned a [C] whiter [F] shade of [C] pale [G7]  
 [C] [Em] [Am] [C] [F] [Am] [Dm] [F] [G] [G7] [Em7] [G7] [C] [F] [G] [F] [G7]  
 [C] She [Em] said there is no [Am] reason [C]  
 [F] And the [Am] truth is plain to [Dm] see [F]  
 [G] But I [G7] wandered through my [Em7] playing cards [G7]  
 [C] And [Em] would not let her [Am] be [C]  
 [F] One of [Am] sixteen vestal [Dm] virgins [F]  
 [G] Who were [G7] leaving for the [Em7] coast [G7]  
 [C] And al[Em]though my eyes were [Am] open [C]  
 [F] They might [Am] just as well been [Dm] closed [G]

### Chorus

[C] [Em] [Am] [C] [F] [Am] [Dm] [F] [G] [G7] [Em7] [G7] [C] [F] [G] [F] [G7] [C]





## Wicked Game Chris Isaak

Hear this song at: <http://www.youtube.com/watch?v=-oaHrNQVrg> (play along with capo at 4<sup>th</sup> fret)

From: Richard G's Ukulele Songbook [www.scorpex.net/Uke](http://www.scorpex.net/Uke)

Intro: [Gm] [F] [C] [Gm] [F] [C]

The [Gm] world was on fire [F] no one could save me but [C] you  
 [Gm] Strange what desire will [F] make foolish people [C] do  
 [Gm] I never dreamed that I'd [F] meet somebody like [C] you  
 And [Gm] I never dreamed that I'd [F] lose somebody like [C] you

No [Gm] I [F] don't want to fall in [C] love  
 No [Gm] I [F] don't want to fall in [C] love  
 With [Gm] you [F] [C] with [Gm] you [F] [C]

[Gm] What a wicked [F] game you play [C] to make me feel this way  
 [Gm] What a wicked [F] thing to do [C] to let me dream of you  
 [Gm] What a wicked [F] thing to say [C] you never felt this way  
 [Gm] What a wicked [F] thing to do [C] to make me dream of you

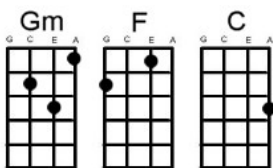
And [Gm] I [F] don't want to fall in [C] love  
 No [Gm] I [F] don't want to fall in [C] love with [Gm] you


[Gm] [F] [C] [Gm] [F] [C]

The [Gm] world was on fire [F] no one could save me but [C] you  
 [Gm] Strange what desire will [F] make foolish people [C] do  
 [Gm] I never dreamed that I'd [F] love somebody like [C] you  
 And [Gm] I never dreamed that I'd [F] lose somebody like [C] you

No [Gm] I [F] don't want to fall in [C] love  
 No [Gm] I [F] don't want to fall in [C] love  
 With [Gm] you [F] [C] no [Gm] I [F] [C] [Gm] [F] [C]


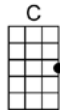
[Gm] Nobody [F] loves no [C] one



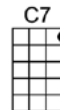
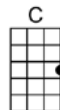
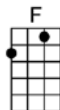


# YOU ARE MY SUNSHINE

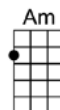
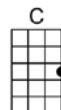
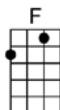
4/4 1234 1



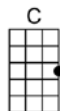
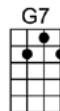
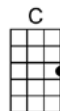
You are my sunshine, my only sunshine



You make me happy when skies are gray

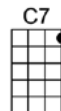
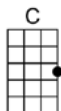


You'll never know, dear, how much I love you

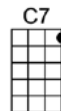
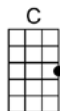
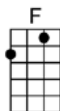


Please don't take my sunshine away.

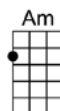
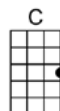
CODA: End on C F C



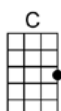
The other night, dear, as I lay sleeping,



I dreamed I held you in my arms



When I awoke, dear, I was mistaken



So I hung down my head and I cried.

Chorus (1<sup>st</sup> four lines)

# Chord Choir

Tune Ukulele  
G C E A

## MAJOR CHORDS

A	A <sup>#</sup> B <sup>b</sup>	B	C	C <sup>#</sup> D <sup>b</sup>	D	D <sup>#</sup> E <sup>b</sup>	E	F	F <sup>#</sup> G <sup>b</sup>	G	G <sup>#</sup> A <sup>b</sup>

## MINOR CHORDS

Am	A <sup>#</sup> m B <sup>b</sup> m	Bm	Cm	C <sup>#</sup> m D <sup>b</sup> m	Dm	D <sup>#</sup> m E <sup>b</sup> m	Em	Fm	F <sup>#</sup> m G <sup>b</sup> m	Gm	G <sup>#</sup> m A <sup>b</sup> m

## DOMINANT SEVENTH CHORDS

A <sup>7</sup>	A <sup>#7</sup> B <sup>b7</sup>	B <sup>7</sup>	C <sup>7</sup>	C <sup>#7</sup> D <sup>b7</sup>	D <sup>7</sup>	D <sup>#7</sup> E <sup>b7</sup>	E <sup>7</sup>	F <sup>7</sup>	F <sup>#7</sup> G <sup>b7</sup>	G <sup>7</sup>	G <sup>#7</sup> A <sup>b7</sup>

## DOMINANT NINTH CHORDS

A <sup>9</sup>	A <sup>#9</sup> B <sup>b9</sup>	B <sup>9</sup>	C <sup>9</sup>	C <sup>#9</sup> D <sup>b9</sup>	D <sup>9</sup>	D <sup>#9</sup> E <sup>b9</sup>	E <sup>9</sup>	F <sup>9</sup>	F <sup>#9</sup> G <sup>b9</sup>	G <sup>9</sup>	G <sup>#9</sup> A <sup>b9</sup>

## MINOR SEVENTH CHORDS

Am <sup>7</sup>	A <sup>#</sup> m <sup>7</sup> B <sup>b</sup> m <sup>7</sup>	Bm <sup>7</sup>	Cm <sup>7</sup>	C <sup>#</sup> m <sup>7</sup> D <sup>b</sup> m <sup>7</sup>	Dm <sup>7</sup>	D <sup>#</sup> m <sup>7</sup> E <sup>b</sup> m <sup>7</sup>	Em <sup>7</sup>	Fm <sup>7</sup>	F <sup>#</sup> m <sup>7</sup> G <sup>b</sup> m <sup>7</sup>	Gm <sup>7</sup>	G <sup>#</sup> m <sup>7</sup> A <sup>b</sup> m <sup>7</sup>

## MAJOR SIXTH CHORDS

A <sup>6</sup>	A <sup>#6</sup> B <sup>b6</sup>	B <sup>6</sup>	C <sup>6</sup>	C <sup>#6</sup> D <sup>b6</sup>	D <sup>6</sup>	D <sup>#6</sup> E <sup>b6</sup>	E <sup>6</sup>	F <sup>6</sup>	F <sup>#6</sup> G <sup>b6</sup>	G <sup>6</sup>	G <sup>#6</sup> A <sup>b6</sup>

**MINOR SIXTH CHORDS**

Am<sup>6</sup>    A<sup>#</sup>m<sup>6</sup> / B<sup>b</sup>m<sup>6</sup>    Bm<sup>6</sup>    Cm<sup>6</sup>    C<sup>#</sup>m<sup>6</sup> / D<sup>b</sup>m<sup>6</sup>    Dm<sup>6</sup>    D<sup>#</sup>m<sup>6</sup> / E<sup>b</sup>m<sup>6</sup>    Em<sup>6</sup>    Fm<sup>6</sup>    F<sup>#</sup>m<sup>6</sup> / G<sup>b</sup>m<sup>6</sup>    Gm<sup>6</sup>    G<sup>#</sup>m<sup>6</sup> / A<sup>b</sup>m<sup>6</sup>

**MAJOR SEVENTH CHORDS**

Amaj<sup>7</sup>    A<sup>#</sup>maj<sup>7</sup> / B<sup>b</sup>maj<sup>7</sup>    Bmaj<sup>7</sup>    Cmaj<sup>7</sup>    C<sup>#</sup>maj<sup>7</sup> / D<sup>b</sup>maj<sup>7</sup>    Dmaj<sup>7</sup>    D<sup>#</sup>maj<sup>7</sup> / E<sup>b</sup>maj<sup>7</sup>    Emaj<sup>7</sup>    Fmaj<sup>7</sup>    F<sup>#</sup>maj<sup>7</sup> / G<sup>b</sup>maj<sup>7</sup>    Gmaj<sup>7</sup>    G<sup>#</sup>maj<sup>7</sup> / A<sup>b</sup>maj<sup>7</sup>

**DOMINANT SEVENTH CHORDS WITH RAISED FIFTH (7th+5)**

A7+5    A<sup>#</sup>7+5 / B<sup>b</sup>7+5    B7+5    C7+5    C<sup>#</sup>7+5 / D<sup>b</sup>7+5    D7+5    D<sup>#</sup>7+5 / E<sup>b</sup>7+5    E7+5    F7+5    F<sup>#</sup>7+5 / G<sup>b</sup>7+5    G7+5    G<sup>#</sup>7+5 / A<sup>b</sup>7+5

**DOMINANT SEVENTH CHORDS WITH LOWERED FIFTH (7th-5)**

A7-5    A<sup>#</sup>7-5 / B<sup>b</sup>7-5    B7-5    C7-5    C<sup>#</sup>7-5 / D<sup>b</sup>7-5    D7-5    D<sup>#</sup>7-5 / E<sup>b</sup>7-5    E7-5    F7-5    F<sup>#</sup>7-5 / G<sup>b</sup>7-5    G7-5    G<sup>#</sup>7-5 / A<sup>b</sup>7-5

**AUGMENTED FIFTH CHORDS (aug or +)**

Aaug    A<sup>#</sup>aug / B<sup>b</sup>aug    B<sup>+</sup>aug    C<sup>+</sup>aug    D<sup>b</sup>aug    D<sup>+</sup>aug    E<sup>b</sup>aug    E<sup>+</sup>aug    F<sup>+</sup>aug    G<sup>b</sup>aug    G<sup>+</sup>aug    A<sup>b</sup>aug

**DIMINISHED SEVENTH CHORDS (dim)**

Adim    A<sup>#</sup>dim / B<sup>b</sup>dim    Bdim    Cdim    C<sup>#</sup>dim / D<sup>b</sup>dim    Ddim    D<sup>#</sup>dim / E<sup>b</sup>dim    Edim    Fdim    F<sup>#</sup>dim / G<sup>b</sup>dim    Gdim    G<sup>#</sup>dim / A<sup>b</sup>dim

## Thanks to these Amazing people...

Many thanks to all the awesome ukulele lovers listed below for their dedication and work, which has been so instrumental to my own happiness and learning, and to the creation of this songbook! The links below are the primary sources for the songsheets in this book.

Special thanks to my darling Ginger for inspiring me to sing and play and keep going every day, to David Elliott for pushing me to pursue the music and be real, to Victory Mori for introducing me to the ukulele and giving me my first awesome lesson, to Kevin Wood for his invaluable help in putting this together, and to my readers, friends, family, students and supporters who inspire me to no end!

---

**Doctor Uke:** (Very complete arrangements, often at a more advanced level)

<http://www.doctoruke.com>

**Dr. Ukeloff's Chord Chart:** (Great chord sheet! Source for my own songsheet chord diagrams)

<http://scott.myps.net/pages/uke.html>

**Liz and Jim Beloff, Flea Market Music:** *[Jumpin' Jim's Ukulele Spirit: Songs of Inspiration Arranged for the Ukulele](#)* (The source for a few of the traditional songs, and the chordsheets in this songbook). Big gratitude for this marvelous husband and wife team, who I've learned a great deal from. You may also want to take a look at their popular ukulele bible/fakebook, *[The Daily Ukulele: 365 Songs For Better Living](#)*.

**Richard G's Ukulele Songbook:** (This is a great resource with solid arrangements, the source for a majority of songs in this book. I'm very grateful to this man for all his wonderful work!)

<http://scorpexuke.com>

**Taunton Ukulele Strummer's Club (TUSC):** (A spirited group who've made a wonderful collection of songbooks from which many of the songs in this book came)

<http://www.tusc.co.uk>

**Ukulele Boogaloo:** (Lovely arrangements of some great songs)

<http://www.alligatorboogaloo.com/uke>

**Ukulele Hall of Fame Museum:** (Fleabag Songbook)

<http://www.ukulele.org>

## About Satya

Satya Colombo is a writer, artist, healer and consultant for creative rebels and inspired entrepreneurs. Sought after for his unconventional *Fierce Wisdom* approach, he works with leading visionaries and conscious companies to help awaken their brands and develop life-changing online ventures. Author of *FLOW*, creator of the *Soul-Fire Code* and the *Fire of Love Experience*. Loves playing the ukulele, meditating, diving in the ocean, exploring new worlds and bringing magic to life. Since 2012 he's been traveling the world, working from abroad and searching for his own paradise, and can be found online at his site, [Fierce Wisdom](#).



*Well that wraps it up for now! You can [sign up for my email list](#) to be notified of any future ukulele workshops and more fun Fierce Wisdom.*

*The songbook and new songsheets can be found at my ukulele resource page: <http://satyacolombo.com/ukulele> (please share this link and book, write about it, link to it and spread the love!)*

*Keep on strummin'...and shine on Sunshine! :)*

*Love,  
Satya,  
~ and the Happy Ukulele Songbook*

*Notes:*